





# At your side.



## Contents

<b>The Eika Alliance</b>	<b>4</b>
<b>Eika Boligkreditt in brief</b>	<b>5</b>
History	6
2020: Highlights	7
Eika Boligkreditt in brief	8
Ownership structure and management	9
Board of directors	10
Management	11
Vision, goals and strategies	12
Strategy pyramid	13
Results and key figures	14
<b>CSR and sustainability</b>	<b>17</b>
<b>TCFD report</b>	<b>35</b>
<b>Directors' report and financial statements</b>	<b>39</b>
Financial highlights 2020	40
Directors' report	41
Declaration pursuant to section 5-5 of the Norwegian Securities Trading Act	49
Statement of comprehensive income	50
Balance sheet	51
Assets	51
Liabilities and equity	52
Statement of changes in equity	53
Statement of cash flow	54
Notes to the accounts	55
Auditor's report	79
<b>Key figures</b>	<b>83</b>



# The Eika Alliance

*Briksdalsbreen, Stryn, Vestland*

The Eika Alliance comprises 64 local banks, Eika Gruppen and Eika Boligkreditt. More than NOK 470 billion in total assets, almost a million customers and about 3 000 employees make it one of the largest players in the Norwegian banking and financial market – and one of the most important players in Norway's local communities.

## Eika Boligkreditt

Eika Boligkreditt AS is a credit institution owned at 31 December 2020 by 62 Norwegian local banks in the Eika Alliance and OBOS. Its principal purpose is to provide access for the local banks to long-term and competitive funding. The company is licensed as a credit institution, and finances the local banks by issuing internationally rated covered bonds. By virtue of its size, Eika Boligkreditt is able to raise loans in both Norwegian and international financial markets, and to seek financing wherever the best market terms can be obtained at any given time. Eika Boligkreditt ensures that the alliance banks have access to financing on roughly the same terms as the larger banks in the Norwegian market. Eika Boligkreditt

consequently ranks as an important contributor to reducing financing risk for the local banks and to ensuring that customers of the local banks achieve competitive terms for their residential mortgages.

## The local banks in Eika

Local savings banks have contributed to settlement, economic development and security for private customers and the business sector in Norwegian local communities for almost 200 years. The local banks in the Eika Alliance are fully independent and control their own strategy, brand and visual identity.

A local presence, advisers with integrated financial expertise, and a clear commitment to their customers and the local community

will also ensure them a strong position in the future. The local bank is moreover a trusted and important adviser to the local business community, with the emphasis on small and medium-sized enterprises. Through their philanthropic donations, too, the banks in the alliance contribute to innovation, growth and development by financing culture, sports and voluntary organisations. Levels of customer satisfaction with and loyalty to the alliance banks in Eika are among the highest in Norway in both private and company markets.

## Eika Gruppen

Eika Gruppen serves as the financial services group in the Eika Alliance, and is owned by 64 local banks. Its strategic foundation is

to ensure strong and caring local banks which serve as a driving force for growth and development, for customers and for the local community. The group delivers a complete platform for banking infrastructure, including IT, payment processing and digital services which make the local bank competitive. In addition, it comprises the product companies Eika Forsikring, Eika Kredittbank, Eika Kapitalforvaltning and Aktiv Eiendomsmegling. Eika Gruppen's products and solutions are distributed through some 250 offices in Norway. Eika Boligkreditt was demerged from the Eika Gruppen financial group in 2012, and became directly owned by the local banks and OBOS.



## Eika Boligkreditt in brief

History	6
2020: Highlights	7
Eika Boligkreditt in brief	8
Ownership structure	9
Board of directors	10
Management	11
Vision, goals and strategies	12
Strategy pyramid	13
Results and key figures	14





## History

# 2005

- The first residential mortgage is disbursed on 28 February to Røros-banken.
- The mortgage portfolio exceeds NOK 1 billion as early as October.

# 2007

- The Norwegian regulations for covered bonds come into force in June.
- Eika Boligkreditt's covered bonds are rated Aaa by Moody's Investors Service in the same month.
- The company issues its first covered bond in Norway during August, while the first international transaction takes place on 24 October.

# 2009

- Total bank financing through Eika Boligkreditt exceeds NOK 20 billion during November.
- The company's covered bonds are downgraded to Aa2 by Moody's Investors Service.
- Eika Boligkreditt participates in a NOK 10.4 billion swap arrangement with the Norwegian government.

# 2012

- Eika Boligkreditt is demerged from Eika Gruppen AS and becomes directly owned by the local banks and OBOS.
- A tighter structure of agreements is established between the new owners and the company.
- Total assets exceed NOK 50 billion during June.
- The company issues its first "jumbo" (EUR 1 billion) bond in the euro market.

# 2014

- Moody's Investors Service upgrades the company's covered bonds to Aa1 (AA+).
- Eika Boligkreditt's covered bonds are registered on the Oslo Stock Exchange's covered bond benchmark list.
- Total bank financing through Eika Boligkreditt exceeds NOK 60 billion.
- Commissions to owner banks of NOK 582 million.

# 2015

- Eika Boligkreditt introduces individual lending rates for the owner banks.
- New and improved agreement on credit guarantees comes into force on 1 October.
- The company's covered bonds have their rating further strengthened by a notch in leeway.
- Four owner banks merge into two, and the number of owner banks is correspondingly reduced.

# 2017

- Eika Boligkreditt exceeds NOK 100 billion in total assets.
- Rating of the company's covered bonds is upgraded from Aa1 to Aaa.
- The company receives its first published issuer rating (Baa1).
- Eight owner banks merge to become four. The number of owner banks is correspondingly reduced.

# 2018

- The banks begin to issue mortgages directly via their own credit portal.
- Conducted a syndicated benchmark covered bond transaction for NOK 5 billion.
- Eika Boligkreditt increased its holding in Eiendomsverdi AS from 18.79 to 25 per cent.
- Total bank financing through Eika Boligkreditt exceeds NOK 80 billion.

# 2019

- With effect from 10 December, EBK increases its maximum LTV ratio for residential mortgages from 60 per cent to the legal limit of 75 per cent.
- With effect from 1 July, the required return on equity in EBK is changed from three months Nibor plus two percentage points to zero. Commissions to the owner banks are increased correspondingly.
- EBK adopts Power BI as a visualisation and reporting tool to provide the owner banks with better insight into the financing they have received from the company.

# 2020

- Norway experiences the full impact of the coronavirus in March, and home working becomes widespread.
- Eika Gruppen cancels its core banking agreement with SDC and enters into an agreement for a new IT platform from TietoEvy.
- The bond committee at EBK approved a new green bond framework.
- EBK also launches green residential mortgages, and the first loans in this category were made in December.



## 2020: Highlights

19

### EMPLOYEES

Eika Boligkreditt has 19 permanent employees. In addition, the company has an agreement with Eika Gruppen on purchasing services in a number of areas.

62

### LOCAL BANKS

Eika Boligkreditt was directly owned by 62 local banks and OBOS at 31 December 2020.

355

### LOCAL AUTHORITIES

Eika Boligkreditt's cover pool includes mortgagees in 355 Norwegian local authorities.

121<sup>BN</sup>

### TOTAL ASSETS

Total assets were NOK 120.6 billion at 31 December.

54<sup>THOUSAND</sup>

### MORTGAGES

Eika Boligkreditt has 54 533 mortgages in its cover pool.

55.2%

### CURRENCY

55.2 per cent of the company's covered bonds are financed in euro, while 44.8 per cent are financed in NOK.

5.8%

### MORTGAGED PROPERTY

5.8 per cent of the mortgaged property in the company's cover pool lies in Oslo.

47.4%

### LTV

The average loan to value (LTV) on mortgages in the cover pool was 47.4 per cent.

675<sup>MILL</sup>

### COMMISSIONS

Distributor commissions to the owner banks totalled NOK 675 million, compared with NOK 513 million in 2019.

17.9<sup>BN</sup>

### NEW ISSUES

Eika Boligkreditt issued NOK 17.9 billion in bonds, with roughly 59 per cent denominated in euro and the rest in NOK.





# Eika Boligkreditt in brief

*Træna, Nordland*

Eika Boligkreditt is a credit institution which was directly owned at 31 December 2020 by 62 local banks in the Eika Alliance and the OBOS housing association. Its main purpose is to secure access for the owner banks in the Eika Alliance to long-term competitive funding by issuing covered bonds in the Norwegian and international financial markets. An important part of the company's business concept is to increase the competitiveness of the owner banks and reduce their risk. At 31 December 2020, the banks had transferred a total of NOK 89.3 billion in residential mortgages and thereby relieved their own financing requirements by a corresponding amount.

The company is licensed as a credit institution and authorised to raise loans in the market by issuing covered bonds. Norwegian regulations for covered bonds were adopted in 2007, and this type of bond has become an important source for financing the lending activities of banks and credit institutions. By concentrating borrowing activity in Eika Boligkreditt, the owner banks have secured a player in the bond market which can, by virtue of its size, achieve competitive terms in both Norwegian and international financial markets.

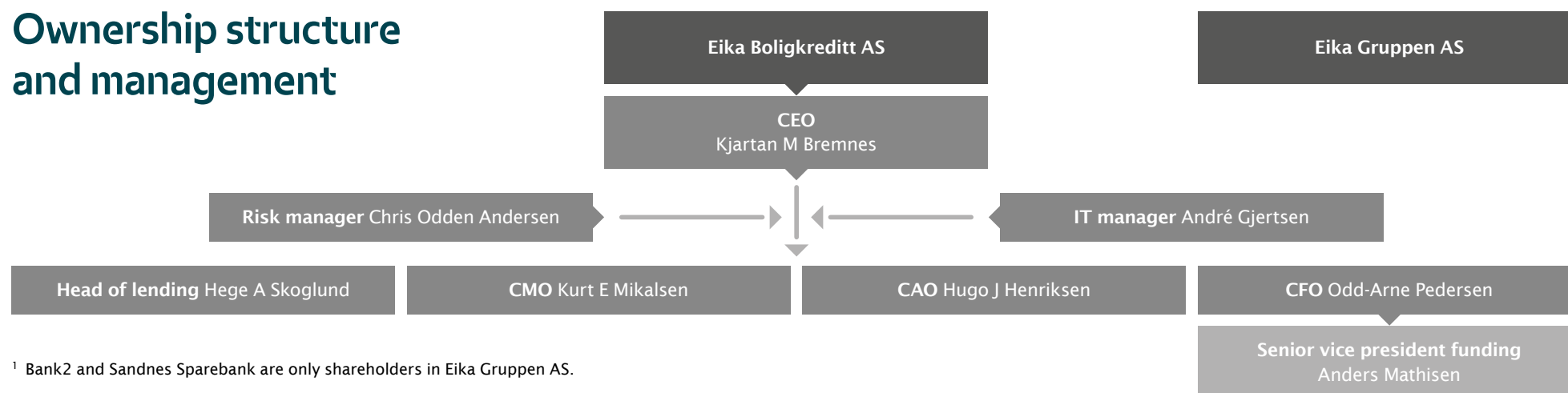
Activity began at Eika Boligkreditt in February 2005 and, with current total assets of NOK 120.6 billion, the company accounts

for a substantial proportion of the external funding for the owner banks. To ensure the best possible financing terms for the owner banks, the company aims to be an active issuer in both Norwegian and international financial markets.





## Ownership structure and management



<sup>1</sup> Bank2 and Sandnes Sparebank are only shareholders in Eika Gruppen AS.



# Board of directors



**Terje Svendsen**

**Director**

**Born:** 1956

**Position:** President, Norges Fotballforbund.

**Education:** MSc business economics, Norwegian School of Economics.

**Other directorships:** chair, Tercon AS and Bonitas Eiendomsforvaltning AS. Director since 2011.



**Gro Furunes Skårsmoen**

**Director**

**Born:** 1968

**Position:** CEO, Oppdalsbanken.

**Education:** MSc business economics, Norwegian School of Economics.

**Other directorships:** director, Oppdal Eiendomsmegling AS, Nasjonalparken Næringshage AS and Trondheim Aktiv Eiendomsmegling AS. Director since 2020.



**Dag Olav Løseth**

**Chair**

**Born:** 1972

**Position:** CEO, Orkla Sparebank.

**Education:** : MSc business Economics and AFA, Norwegian School of Economics.

**Other directorships:** chair, STN Invest and Midt-Norsk Sparebankgruppe. Director, Orkla Eiendomsmegling. Director since 2018, chair since 2020.



**Rune Iversen**

**Vice chair**

**Born:** 1962

**Position:** CEO, Marker Sparebank.

**Education:** Diploma, business economics, Master of management BI.

**Other directorships:** director, Sparebankenes Eiendomsmegler AS. Director since 2018.



**Torleif Lilløy**

**Director**

**Born:** 1971

**Position:** CEO, Odal Sparebank.

**Education:** Cand. Jur. University of Oslo, BSc economics and administration, Vestfold University College.

**Other directorships:** chair, Aktiv Eiendomsmegling Glåmdalsmegleren AS. Director since 2018.



**Olav Sem Austmo**

**Director**

**Born:** 1963

**Position:** CFO, TrønderEnergi AS.

**Education:** MBA, BI Norwegian Business School, AFA, Norwegian School of Economics.

**Other directorships:** chair, TrønderEnergi Vind Holding and Energibygget AS. Director, Sarepta Energi AS. Director since 2015.

# Executive management



**Hugo J  
Henriksen**

**CAO**

**Born:** 1969

**Education:** MSc business economics, University of Bodø.

**Career:** Terra-Gruppen, Ernst & Young. Joined company in 2007.



**Kurt E  
Mikalsen**

**CMO**

**Born:** 1968

**Education:** BA, University of Bodø.

**Career:** DNB, GMAC Commercial Finance. Joined company in 2006.



**Hege A  
Skoglund**

**Head of lending**

**Born:** 1966

**Education:** Diploma, business economics, BI Norwegian Business School.

**Career:** Sparebanken Gjen-sidige Nor, Sparebanken Kreditt AS. Joined company in 2005.



**Kjartan M  
Bremnes**

**CEO**

**Born:** 1965

**Education:** law degree, University of Oslo/King's College London.

**Career:** BA-HR law firm, Follo Consulting Team AS, Vesta Hygea AS. Joined company in 2004.



**Odd Arne  
Pedersen**

**CFO**

**Born:** 1962

**Education:** MBE, BI Norwegian Business School, AFA and Master of Finance, Norwegian School of Economics.

**Career:** Terra Forvaltning, Terra Securities, Terra-Gruppen, Fearnley Fonds, DN Hypotekforening. Joined company in 2008.



**Anders  
Mathisen**


**Senior vice president, funding**

**Born:** 1967

**Education:** MBE, BI Norwegian Business School.

**Career:** Terra Forvaltning, SEB, Norges Bank. Joined company in 2012.





*Tvindefossen, Voss, Vestland*

# A strategically important company for the banks

Common denominators for the local banks in the Eika Alliance are their strong local roots, that they rank among the smallest banks in Norway, and that a generally high proportion of their activity is directed at the private and residential mortgage market.

The decision by the local banks 18 years ago to establish a joint mortgage credit institu-

tion was a direct consequence of a trend where they – like all the other banks – expe-

rienced a decline in their deposit-to-loan ratio and a corresponding increase in the need for external financing from the bond market.

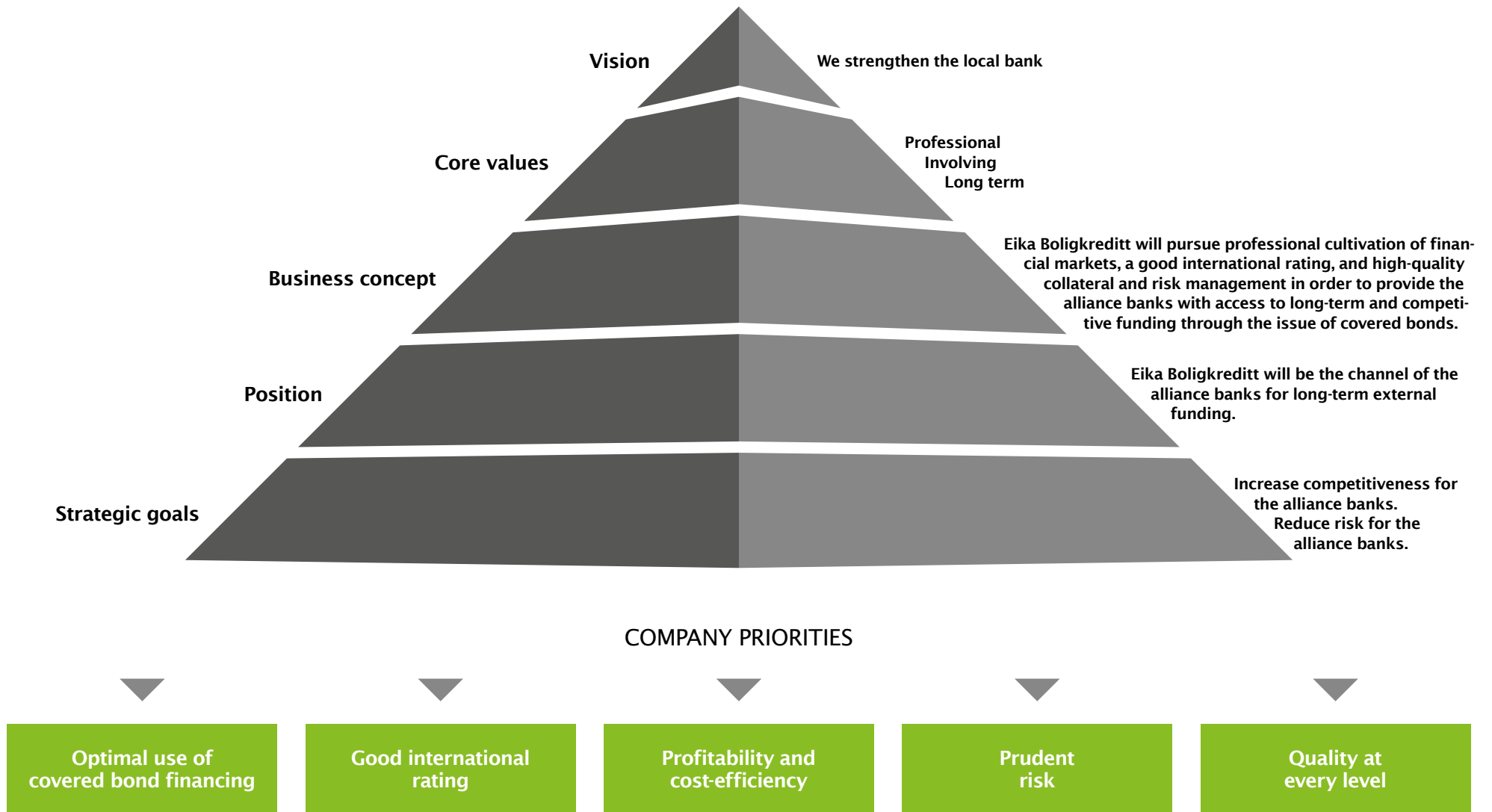
For small local banks, this meant increased vulnerability in achieving competitive borrowing costs and higher risk exposure because they would be subject to price fluctuations in the Norwegian bond market. The most important reasons for establishing Eika Boligkreditt were accordingly to maintain competitiveness in the residential mortgage segment – which was and remains the most important market for the local banks – and to reduce financing and refinancing risk in the bond market.

Through Eika Boligkreditt, the local banks and OBOS achieve indirect access to favourable financing in the Norwegian and

international markets through the issue of internationally rated covered bonds. The local banks are active users of the company, and had secured NOK 89.3 billion in overall financing from Eika Boligkreditt at 31 December 2020. That corresponds to roughly half the total external financing for the local banks, and this share is rising.

Financing through Eika Boligkreditt involves generally longer tenors at a significantly more favourable rate than any of the owner banks could have achieved individually. That is precisely why Eika Boligkreditt has become a strategically important company for the owner banks – a company which contributes to enhanced competitiveness and lower risk exposure.

## Strategy pyramid

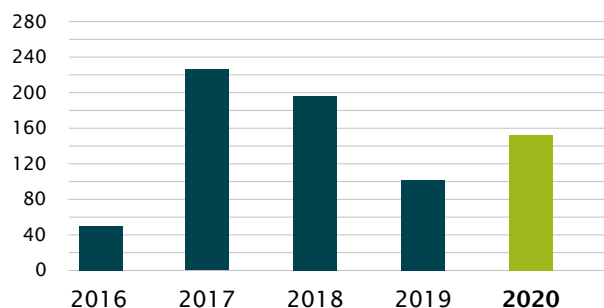




# Results and key figures

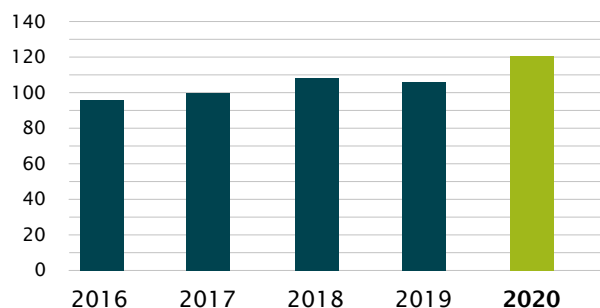
## PROFIT BEFORE TAX

Amounts in NOK million



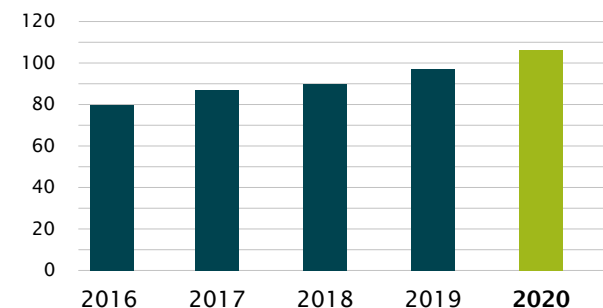
## TOTAL ASSETS

Amounts in NOK billion



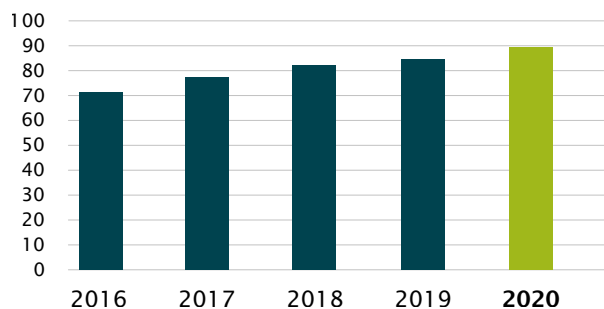
## BORROWING PORTFOLIO

Amounts in NOK billion



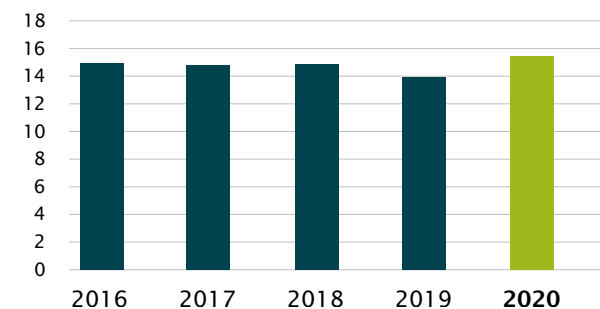
## MORTGAGE PORTFOLIO

Amounts in NOK billion



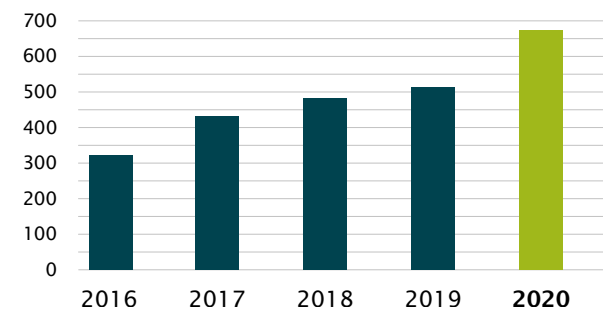
## NEW MORTGAGES

In thousands



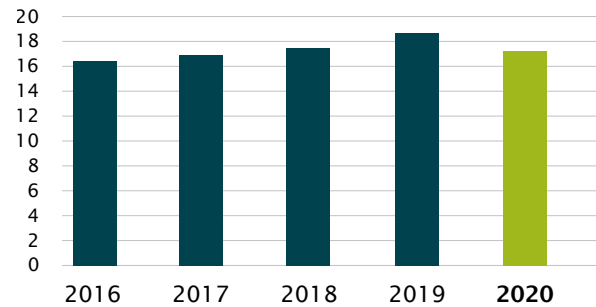
## DISTRIBUTOR COMMISSIONS

Amounts in NOK million



## CAPITAL ADEQUACY RATIO<sup>1</sup>

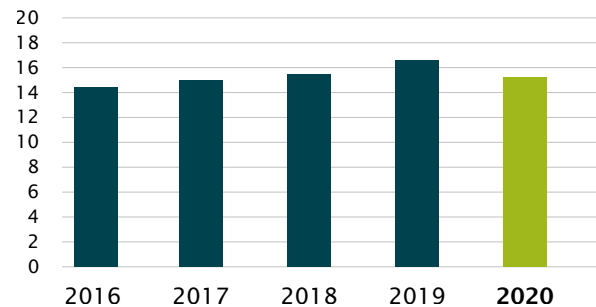
Value in per cent



<sup>1</sup> The company employs the standard method specified by the capital requirement regulations for calculating capital requirements for credit risk.

## CORE TIER 1 CAPITAL RATIO

Value in per cent



## GEOGRAPHICAL DISTRIBUTION

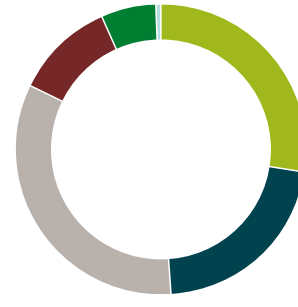
By county



Agder	6.42%	Vestfold og Telemark	10.33%
Innlandet	5.43%	Troms og Finnmark	1.47%
Møre og Romsdal	4.21%	Trøndelag	18.73%
Nordland	3.40%	Vestland	3.49%
Oslo	10.72%	Viken	28.14%
Rogaland	7.66%		

## LTV<sup>1</sup>

Specified in per cent and NOK



LTV:	0-≤40%	NOK 24 482.6 million	27.56%
LTV:	>40%-≤50%	NOK 19 179.8 million	21.59%
LTV:	>50%-≤60%	NOK 29 525.6 million	33.23%
LTV:	>60%-≤70%	NOK 9 805.3 million	11.04%
LTV:	>70%-≤75%	NOK 5 561.4 million	6.26%
LTV:	>75%-≤	NOK 285.2 million	0.32%


<sup>1</sup> Eika Boligkreditt does not permit an LTV of more than 75 per cent of the value of the residential property provided as collateral. In subsequent calculations of price trends for housing, statistical methods are used to determine the updated value. Variations could arise during this process between the valuation established by a surveyor/valuer or estate agent and that determined using statistical methods. The LTV in the table has been determined solely on the basis of statistical methods. This means that the LTV for certain mortgages could exceed 75 per cent.



# Improved competitiveness Reduced risk exposure

## Corporate social responsibility and sustainability

Vision and purpose	19
Eika and the sustainability targets	19
Principles for responsible banking	20
Strengthening the local community	21
Management and control	22
Green bond framework	25
Responsible investment	26
Responsible provision of credit	27
Eika Boligkreditt as a supplier	30
Financial crime	30
Employees, equal opportunities and diversity	31
Ethics and anti-corruption	32
Responsible procurement	33
Environment and climate-friendly operation	34







*Efjord, Ballangen, Nordland*

# Sustainability and societal engagement

Eika will take responsibility for a development of society which is sustainable and not achieved at the expense of future generations.

Norway is embarking a far-reaching transformation up to 2030, where cuts in greenhouse gas (GHG) emissions, other climate-related changes, new requirements, competitive changes and tighter government budgets will put pressure on Norwegian local communities and companies.

The role of the local banks as drivers of growth and development for private customers, businesses and Norwegian local communities will be more important than ever in this future. Their advisory services and closeness to customers make them key players in the restructuring of small Norwegian companies, and in securing new activity and jobs when unsustainable operations must be replaced. Closeness

to customers also gives the local banks a good basis for offering relevant products to the growing group of customers who are concerned about sustainability.

Eika Gruppen and Eika Boligkreditt help support the financial results and market position of the banks, providing an important foundation for the contribution of the latter to a sustainable society. Sustainability is also pursued when developing products, bank systems and tools, when building expertise for bank employees, and by ensuring good environmental management and sustainable choices in bank organisations and in relation to suppliers and partners.

Collectively, the Eika Alliance already contributes in many areas to sustainability

for Norway and Norwegian local communities. But this contribution will need to increased even further in coming years.

Sustainability is defined as a development of society which meets contemporary requirements without destroying the opportunities for future generations to satisfy their needs. It applies to economic, social, institutional and environmental aspects of society. At its core, the finance sector's corporate social responsibility (CSR) is to create value and operate profitably – but not at the expense of other people and the environment or at odds with basic ethical principles.

### Vision and purpose

Eika's core business strengthens the local banks through good and cost-effective provision of products and services for modern and efficient bank operation. Its primary purpose is to "secure strong and caring local banks which serve as a driving force for local growth and sustainable development, for customers and the local community".

The Eika vision of "We strengthen the local bank" describes its desired future development. Its core business thereby supports the moral and ethical compass of the local banks and the societal engagement discharged by the local savings banks in the Eika Alliance. The motto is: "Present locally – with people you can meet and forge relationships with. Advisers who create a sense of security between people and an assurance that you are making the financial choices which are right for you."

### Eika and the sustainability targets

Eika's work on sustainability in 2020 defined the strategic level at which Eika and the Eika

Alliance will pursue their sustainability-related ambitions, with the emphasis on environmental, social and governance (ESG) criteria. A new executive vice president was recruited by Eika Gruppen in the spring of 2020 with responsibility for coordinating sustainability work in the alliance. In the summer, the sustainability department was expanded with another adviser, and a specialist committee for sustainability was appointed in the autumn with broad participation from the group, a selection of owner banks and Eika Boligkreditt. The goal has been to develop an integrated strategy for the whole Eika Alliance which sets a common

standard for ambitions and goals, based on a suitable ESG framework for sustainability. The level of ambition backs sustainable local growth and change, sustainable financial products, and responsibility and sustainability in internal operations.

Sustainability in Eika builds on the UN sustainable development goals (SDGs), which represent the world's shared schedule for eliminating poverty, combating inequality and halting climate change by 2030. Coming into effect on 1 January 2016, these objectives provide many companies with a roadmap for their strategies on environmental and social responsibility.

Eika has influence on several of the SDGs, but sees that its impact may be greater with some selected targets than with others. Eika Boligkreditt supports the following SDGs and considers that the most relevant approach is to give particular emphasis to:

- SDG 8: promote sustained, inclusive and sustainable economic growth, full and productive employment and decent work for all
- SDG 11: sustainable cities and communities – make cities and local communities inclusive, secure, resilient and sustainable
- SDG 13: climate action – act urgently to combat climate change and its impacts.





These targets support a number of sub-goals. Eika wants to:

- contribute to better utilisation of resources
- work to end the link between economic growth and environmental damage
- achieve full and productive employment and decent work for all
- protect labour rights and promote a safe and secure working environment for all employees
- stimulate and expand access to banking, insurance and financial services for all
- support positive economic, social and environmental links between urban areas, their hinterlands and thinly populated areas
- ensure that everyone has access to satisfactory and secure homes and basic services at an affordable price
- strengthen the ability to withstand and adapt to climate-related hazards and natural disasters

- strengthen the ability of individuals and institutions to counter, adapt to and reduce the consequences of climate change as well as their ability to give early warning, and strengthen knowledge and awareness of this.

To operationalise these sustainability goals, Eika Boligkreditt has established a scorecard with 11 management indicators.

Seven of these management parameters are new in 2020. Where calculating the climate footprint of the residential mortgage business is concerned, see the separate report prepared by Multiconsult ([eikbol.no/Investor-relations/green-bonds](#)). A goal for the climate footprint of the residential mortgage business will be set in 2021. GHG emissions for the rest of the business were sharply reduced during 2020 because the coronavirus outbreak eliminated work-

related air travel after 12 March. Following the roll-out of vaccines, Eika expects business travel to recover to some extent but not to the pre-coronavirus level because a number of physical meetings/conferences will be replaced by virtual forms of interaction.

### Principles for responsible banking

Different principles and practices exist for work on sustainability. The UN environment programme finance initiative (UNEP-FI) launched its principles for responsible banking in the autumn of 2019. These provide guidance for banks in their sustainability efforts, and support society's overarching sustainability goals and the Paris agreement – which enshrines the 2°C ceiling for global warming.

In 2020, Eika Gruppen signed the UN's principles for responsible banking from the Paris agreement, and undertook to observe

and comply with these. Pursuant to the principles, Eika Gruppen must:

1. align its business strategy to accord with and the needs of individuals and society's goals, as expressed in the SDGs, the Paris climate agreement and relevant national frameworks
2. continuously increase its positive impacts while reducing the negative impacts on people, the climate and the environment resulting from its activities, products and services, and, to this end, establish and publish specific targets for areas involving the most significant impacts
3. work proactively with the local banks to encourage sustainable practices and enable activities which create prosperity for both present and future generations
4. collaborate proactively with relevant stakeholders to achieve society's overarching goals

KPI	Sustainability goal	Status 2020	Status 2019	Target
Employee satisfaction, index 0–100	8	<b>87</b>	86	≥80
Sickness absence	8	<b>0.45%</b>	0.50%	≤2.5%
Ambition for internal promotion to senior positions	8	<b>2 of 3</b>	1 of 1	Qualitative assesment
Female proportion of employees	8	<b>5/19=26.3%</b>	5/20=25%	Short-term ≥30%, Long-term ≥40%
Female proportion of directors	8	<b>1/6=16.67%</b>	0/6=0%	≥2/6=33.33%
Serious HSE incidents	8	<b>0</b>	0	0
Alliance satisfaction, index 0–100	11	<b>88</b>	83	≥80
Achieve about the same credit spread for covered-bond financing as comparable issuers would have done for the same tenor, issue volume and issue date	11	<b>1.3 bp</b>	1.4 bp	< +3 bp
Share of green mortgaged properties added to the cover pool	13	<b>23.40%</b>	22.50%	≥ 20%
GHG emissions, CO <sub>2</sub> equivalent, lending business <sup>1</sup>	13	<b>114.6 tonnes CO<sub>2</sub> (financed share)</b>	248.1 tonnes CO <sub>2</sub> at Q4 2019 (whole housing stock)	Target to be set in 2021
GHG emissions, CO <sub>2</sub> equivalent, other business	13	<b>9.5 tonnes CO<sub>2</sub></b>	21.8 tonnes CO <sub>2</sub>	≤ 21.6 tonnes CO <sub>2</sub> in 2025, down 27.3% from historical average (2012–19)

<sup>1</sup> From 2021, the company's share of financing (LTV) for each mortgaged property is taken into account when calculating GHG emissions related to the residential mortgage business. This is described in more detail in the section on measuring climate footprint and risk associated with the mortgaged properties in the cover pool on [page 30](#).

5. implement effective management tools and a culture of sustainable activity in order to reach its goals for responsible and sustainable banking
6. periodically review its individual and collective implementation of these principles and be transparent about and accountable for its positive and negative impacts on society's overarching goals.

Among other consequences, signing these principles calls for an analysis of the company's climate footprint, a specification of how it will achieve its goals, and regular reporting of the status for this work. So far, three of the larger local banks in Eika – Sandnes, Aurskog and Lillestrøm Sparebank – have also signed these principles.

Eika Boligkreditt furthermore regards Finance Norway's Roadmap to green competitiveness as a good guideline for the industry. This notes that Norway faces not only challenges but also big opportunities in the transition to a low-emission society. In the time to come, the company must handle risks associated with climate change, share in the available opportunities for a sustainable development of society, and continue to manage its societal engagement. Work on sustainability in Eika Boligkreditt will continue to find support in this roadmap.

### Strengthening the local community

Eika Boligkreditt is firmly embedded in the various local communities through its owner banks. Many of these have histories extending back to the 19th century, and have been and remain an important contributor to the self-government, self-financing and development of their local communities.



Lillestrøm, Viken





*Oppheimsvatnet, Voss, Vestland*

Their primary attention is directed at private customers, combined with local small-scale industries and the primary sector, and lending has been financed almost entirely through deposits.

Ever since the owner banks were established, they have made donations to philanthropic causes in their local communities (about NOK 200 million annually), including culture, sports, clubs, societies and other

beneficial purposes. Increased market shares and high levels of customer satisfaction and loyalty confirm the important position and significance of the owner banks in their local communities. The alliance has developed a Local Value (<https://lokalverdi.no>) concept for crowdfunding with the involvement of the local bank. This allows enthusiasts to raise money for ideas and projects in their own community with bank assistance. That

makes it easier than ever to collect funds for new ideas and projects at local level.

Despite enormous social and structural changes since the first of the owner banks were established, it is not difficult to recognise the profile and role of these institutions today. As a result of such factors as the sharp increase in house prices over the past 20 years, the owner banks have become more dependent on external financing. For

many of them, the growth in their lending and their overall loan portfolios have exceeded their total deposits. The establishment of Eika Boligkreditt is a direct consequence of this trend.

Through long-term and competitive funding, Eika Boligkreditt enhances the competitiveness of its owner banks and helps to reduce their risk exposure. That makes it indirectly an important contributor to strengthening a great many local communities in Norway. Profits made by Eika Boligkreditt are also returned directly to these communities in the form of commissions and dividends paid to the owner banks.

### Management and control

Requirements for risk assessments, routines and reporting in the sustainability area are expected to become stricter in the years ahead, in part through the adoption of the EU's taxonomy, the introduction and revision of the non-financial reporting directive (NFDR), and increased emphasis on sustainability in the capital requirement regulations and regulatory practice.

Effective risk management and good internal control are crucial for ensuring that goals are met, and form part of the ongoing management and follow-up of the business. Through good risk management and control, Eika Boligkreditt will be able at all times to identify, assess, deal with, monitor and report risks which could prevent its attainment of approved goals. The company's parameters for risk management and control define its willingness to accept risk and its principles for managing risk and capital. Risk management and control cover all types of risks which Eika Boligkreditt might be exposed

to. Dealing with and controlling risk depends on its materiality. Risk management covers control, avoidance, acceptance, sharing or transfer of the risk to a third party. Controls embrace the organisation and division of labour, monitoring, reporting, and system-based and manual controls. They also cover values, attitudes, organisational culture, training and expertise, ethical guidelines, routines and procedures.

Eika Boligkreditt has established an independent risk management and compliance function, which continuously monitors and reports on whether risk management is complied with, functions as intended and is kept within approved limits. This function is organised in accordance with the principle of three lines of defence. Eika Boligkreditt's business is subject to extensive legislation, which regulates its various governance bodies and their composition.

### Particular issues in 2020

The whole Eika Alliance has devoted great attention since 2018 to compliance with Norway's new Anti-Money Laundering (AML) Act. In that connection, Eika Boligkreditt has participated in a joint project run by Eika Gruppen to coordinate risk assessments and access to the relevant systems. The company received an internal auditor's report in the autumn of 2018 which identified various areas requiring improvement in its AML work. It has updated overall guidelines, business-oriented risk assessments, and internal routines for ensuring compliance and consistency (red thread) from risk drivers to control mechanisms. A new AML handbook and supplementary agreement with the owner banks have also

been developed. Training was provided for the board, employees and the distributor banks. A new internal auditor's report on 4 December 2019 assessed the company's work with the recommendations in the previous report from 2018. This found the status to be satisfactory and concluded that Eika Boligkreditt had implemented measures which satisfied the recommendations made in 2018. Remaining measures are being followed up through the action plan. The company has also devoted attention to changes in the regulations on processing personal data in connection with the Schrems II judgement.

Eika Boligkreditt has pursued annual ICAAP/ILAAP processes, with attention concentrated on new appendices to circular 12/2016, including P2G and describing the main features of the recovery plan in the ICAAP document, and on ensuring that quantification of effects on capital and liquidity for each measure in the action plan is updated as part of the ICAAP/ILAAP process.

### Everyday management and follow-up

Eika Boligkreditt's vision is to strengthen the local bank. Its main purposes is to ensure access for the local banks in the Eika Alliance to long-term and competitive funding by issuing covered bonds. An important part of the company's business concept is to increase the competitiveness of the owner banks by improving their access to external funding in the Norwegian and international financial markets with regard to the tenor of loans, their terms and the depth of access. Generally speaking, financing through Eika Boligkreditt has longer tenors and substantially better borrowing costs than an indi-



*Bøkeskogen, Larvik, Vestfold og Telemark*

vidual owner bank could achieve on its own account. That is precisely why the company has become strategically important for the banks – contributing to increased competitiveness and lower risk exposure.

The strategic direction being taken by Eika Boligkreditt observes the principles for managing with a balanced scorecard and provides a basis for implementing that approach alongside projects and action

plans. In addition, the company prepares budgets and forecasts, financial and non-financial measurement criteria, authorisations, policies and routines which are reported on and followed up as part of management in the company. Action plans and the status of risk and measures are carefully monitored and incorporated in ongoing management and board reporting over the year. Eika Boligkreditt is managed





*Barcode, Bjørvika, Oslo*

in accordance with approved risk strategies, and guidelines have been developed for risk reviews intended to ensure that the company and outsourced activities deal with risk in a satisfactory manner. The values of Eika Boligkreditt reflect the company's characteristics – professional, involving and long-term. Risk management and control in the company are rooted in these values together with approved strategies. The strategies are further broken down into operational action plans, which provide specifications, priorities, allocation of responsibilities and deadlines. Given the guidance and parameters in the strategic and action plans, risk management and control are built up around and within the business processes

established to deliver the strategy. Management and control are thereby tailored to the business processes and specific requirements. This challenges and focuses risk management and control on the contribution to value, the commercial benefit and the most significant conditions which really mean something for meeting the targets.

### **Role of the board**

The board has adopted an instruction which specifies rules for its work and consideration of issues. Its annual plan covers duties specified in legislation, statutory regulations, official requirements, the articles of association and so forth. The board is responsible for determining the company's overall goals

and strategies, including risk strategies and the risk profile as well as other key principles and guidelines, in addition to management of the company. It also ensures a prudent organisation of the business. The board has established a separate instruction for the CEO. Board meetings are held in accordance with the annual plan, and as and when required. The board has appointed risk and compensation committees to prepare matters for consideration in these areas.

### **Role of the CEO**

The CEO conducts day-to-day management of Eika Boligkreditt and has overall responsibility for all the company's operations. Responsibility for implementing strategies

and policies approved by the board rests with the CEO. The latter ensures that risk management and control are implemented, documented, monitored and followed up in an acceptable manner, and ensures that the necessary resources, expertise and independence are provided for the risk management and compliance function. In addition, the CEO ensures that Eika Boligkreditt's risks are managed within the board's approved parameters. Furthermore, the CEO will continuously follow up management and control in all parts of the company's business.

### **Risk management function**

The risk management function ensures that management and the board are adequately

informed at all times about the company's risk profile through quarterly risk reporting and annual assessments of risk and capital requirements. It is responsible for continued development and implementation of an integrated framework for risk management, and for ensuring that this accords with external and internal requirements. That means policies and strategies must be in place which ensure the company is managed with the aid of goals and parameters on the desired level of risk, and that such policies and strategies are operationalised in an efficient manner. Ensuring clear responsibilities and roles plays a key role in management and control, along with follow-up of compliance through risk parameters and

operational guidelines. The risk management function reports on a quarterly basis to Eika Boligkreditt's executive management and board.

### Compliance function

The compliance function is charged with identifying and preventing risk from failure to comply with the regulations. Compliance risk is part of Eika Boligkreditt's operational risk, defined as the risk that the company incurs government sanctions or suffers financial or reputational loss because it fails to comply with legislation, statutory regulations and/or standards. The compliance function will have a preventive, advisory and monitoring role in the company, with

responsibility for plans and testing in accordance with risk-based controls. It reports on a quarterly basis to the executive management and board of Eika Boligkreditt.

### Internal audit

The internal audit function provides independent confirmation that risk is dealt with in a satisfactory manner and that communication and interaction work between the lines of defence. It represents the company's third line of defence. Eika Boligkreditt's independent internal audit function has been outsourced to PwC. The board approves annual plans for the internal audit function, which reports directly to the board. These reports are considered on a continuous basis.

## Green bond framework

Eika Boligkreditt introduced a green bond framework on 4 February 2021. ING Bank has been used as an adviser for the framework, ISS ESG conducted a third-party assessment, and Multiconsult has been the adviser for the climate-footprint analyses of the mortgaged properties in the cover pool subject to the reporting requirements in the framework.

The purpose of the framework is to finance the most energy-efficient mortgaged properties in the cover pool through the issue of green bonds. Identification of the most energy-efficient mortgaged properties is based on the following criteria:

1. Newer residential units
  - a. Flats built in accordance with the technical building regulations applicable from 2010 (TEC 10) and 2017 (TEC 17).
  - b. Other small residences built in accordance with the TEC applicable from 2007 (TEC 07), 2010 (TEC 10) and 2017 (TEC 17).
2. Older residential units, built before TEC 10 for flats and TEC 07 for other small residences with energy class A, B or C.
3. Older residential units, built before TEC 10 for flats and TEC 07 for other small residences with energy class D, which show:
  - a. a minimum improvement of two points on their energy class compared the TEC specification for their year of construction
  - b. a minimum improvement of 30 per cent in their calculated energy requirement compared with the specified TEC class for their year of construction.

These criteria ensure that the mortgaged properties are among the 15 per cent most





energy-efficient residential units in Norway. Eika Boligkreditt has identified NOK 16.4 billion in residential mortgages for just over 8 000 mortgaged properties which meet these criteria. Of residential mortgages added to the cover pool in 2020, 23.4 per cent met the criteria set for energy-efficient residential units. The company set a strategic target in 2020 that more than 20 per cent of new residential mortgages would finance energy-efficient residential units.

### Responsible investment

At any given time, Eika Boligkreditt has a substantial portfolio of liquid investments held as part of the requirements it is subject to as a credit institution.

These holdings largely comprise bonds issued by states, banks, financial institutions, local authorities and county councils, in addition to offset agreements and deposits in banks with a minimum A-/A3 rating.

Eika Boligkreditt has chosen not to invest in enterprises placed by the ethical council of Norway's government pension fund global (SPU) on its list of excluded companies. The latter fall into the following categories:

- serious violations of human rights
- severe environmental damage
- serious violations of the rights of individuals in war or conflict
- gross corruption
- other serious breaches of fundamental ethical norms
- cluster weapons
- nuclear weapons
- anti-personnel mines
- tobacco production
- sale of military materials to certain states.

More information on companies excluded can be found here: [www.nbim.no/no/olje-fondet/ansvarlig-forvaltning/utelukkelse-av-selskaper](http://www.nbim.no/no/olje-fondet/ansvarlig-forvaltning/utelukkelse-av-selskaper).

Eika Boligkreditt has also chosen to extend its exclusion list to include all companies in the following Global Industry Classification Standard (GICS) industries and sub-industries.

- **Coal** – fossil fuels are significant contributors to negative climate impacts. Coal-based electricity generation makes a negative contribution to the climate as well as being associated with uncertain-

ties over working conditions and safety in many parts of the world. The company has also distanced itself from the establishment of new coal mines.

- **Tobacco** – globally, tobacco kills more than seven million people a year (NHI.no). In addition, it imposes huge health costs and lost production revenues.
- **Gambling** – some people suffer serious problems from an addiction to gambling, which often affects families and children. A large unregulated gambling market with little transparency exists internationally.

In addition, casino and gambling activities pose a high risk of criminal behaviour, such as money laundering and bribery.

Eika Kapitalforvaltning, whose activities include managing the Eika funds, the Eika Forsikring portfolio and the liquidity reserves of most local banks in the Eika Alliance, manages these assets in accordance with more detailed ESG guidelines. Eika Kapitalforvaltning shares information with Eika Boligkreditt concerning Norwegian companies/issuers which it excludes, since



*Geilojordet, Geilo, Viken*

these are not included in the exclusion list from the SPU. Eika Boligkreditt also excludes these companies/issuers from its investment universe for managing liquidity reserves. More on companies excluded can be found here (in Norwegian only): <https://eika.no/spare/fondssparing/barekraftige-investeringer>.

### Responsible provision of credit

Eika Boligkreditt's ambition is to be a responsible provider of credit and to help ensure that the local banks fulfil their role as attentive advisers to their customers. Responsible provision of credit is important in making sure that customers do not take on commitments they cannot service, and in helping the local banks to support a green transition where customers are informed of sustainable and competitive solutions. Eika Boligkreditt provides both credit to private customers and mortgages for residential cooperatives, but its approach to these two classes of customers differs a little.

The basic principle of sustainable residential mortgages in the private market is further enshrined in the strategy of the local banks for sustainability in their lending, and in their credit policy for private customers. These demands are also operationalised through Eika Boligkreditt's credit strategy, which describes specific requirements related to such aspects as AML, the black economy, the LTV ratio and assessing the customer's risk classification. In this way, the local banks contribute in collaboration with Eika Boligkreditt to ensuring that customers do not take on excessive debt.

The local bank also advises customers when not to borrow, based on the purpose of the loan. That may apply, for example,

if customers want a loan to send money to unknown people, to free up a lottery prize or inheritance, or for other typical swindles.

### Green residential mortgages

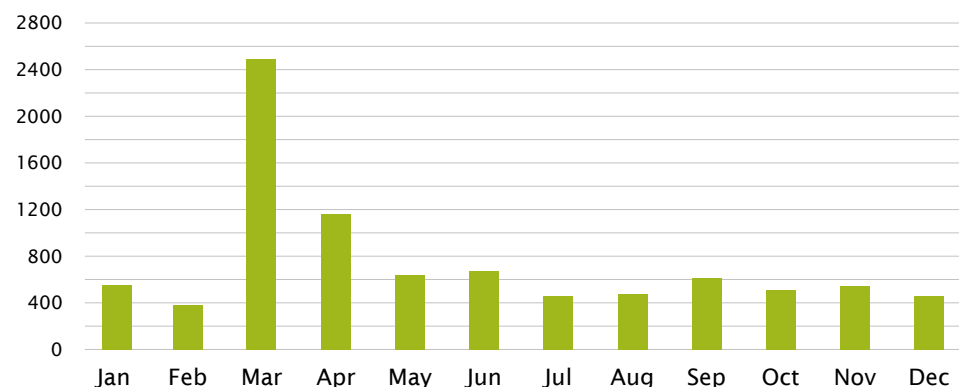
The Norwegian bank market is characterised by strong competition. In order for the banks to succeed in the fight for customers, Eika Boligkreditt must offer competitive products which encourage climate- and environmentally-intelligent behaviour among customers of the banks. The company offers green residential mortgages, and this product will be continually developed to ensure that it is relevant to the market at all times. To qualify for one of these green mortgages, the residence must meet the following requirements: energy class A or B. These mortgages are offered when buying or building an environment-friendly residence.

Green mortgages for upgrading existing residences to a higher environmental standard, and for environmental measures which provide a minimum 30 per cent improvement in energy efficiency, are under development and will be introduced in the first quarter of 2021.

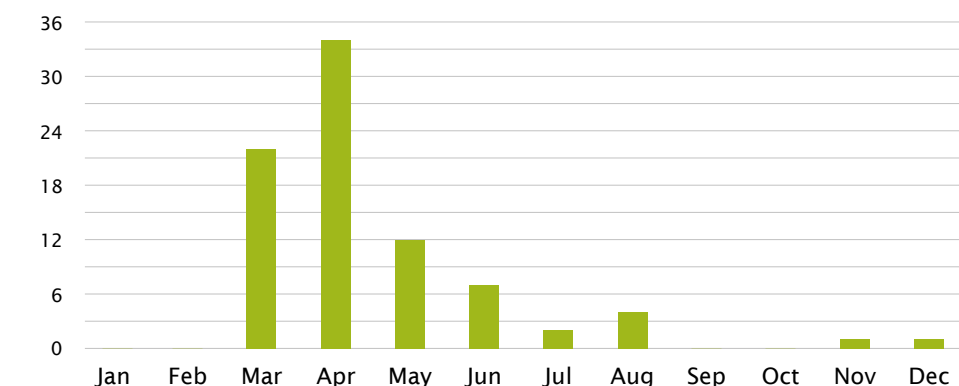
### Covid-19

The coronavirus pandemic and the introduction of strict infection controls created a need for extraordinary measures in Norwegian finance and monetary policies in 2020. These are temporary, and will be phased out when the uncertainty and the financial position normalise. When society was shut down in March 2020, many customers needed help with their mortgage conditions. Eika Boligkreditt contributed by providing interest-only terms and payment holidays for personal

### INTEREST-ONLY MORTGAGES APPROVED IN 2020



### PAYMENT HOLIDAYS APPROVED IN 2020



customer who were laid off or affected in other ways.

### Mortgage regulations

Both the banks and Eika Boligkreditt are subject to the mortgage regulations, and check compliance with these. The main provisions cover the following.

– **Ability to service the debt** – the

mortgagee must assess the mortgagor's ability to service the mortgage given their income and all relevant outgoings, including interest payments, mortgage instalments and normal living expenses. In assessing the mortgagor's ability to service the mortgage, the mortgagee must allow for an increase of five percentage points from the relevant interest rate.





Midtbyen, Trondheim, Trøndelag

- **Debt-to-income ratio** – total debt must not exceed five times the mortgagor's annual income.
- **LTV ratio** – the mortgage must not exceed 85 per cent of a prudent valuation of the residence at origination.
- **Instalments** – where a mortgage exceeds 60 per cent of the value of the mortgaged residence, the mortgagee must require an annual repayment of at least 2.5 per cent of the mortgage principle.

The flexibility quota allows a mortgagee to grant mortgages which fall short of the requirements in the residential mortgage regulations for up to 10 per cent of its total mortgages granted in every quarter outside Oslo and eight per cent in Oslo. This is followed up and reported at an aggregate level, which means the reporting must cover both mortgages carried on the bank's balance sheet and those placed with Eika Boligkreditt. The coronavirus pandemic prompted the government to increase the flexibility quota for financial institutions from 10 to 20 per cent. This easing was introduced with effect from the second quarter and extended to the third, but not the fourth. Eika Boligkreditt is not subject to the residential mortgage regulations at the sole lender level, but the owner banks consolidate the residential mortgages they have financed through Eika Boligkreditt with the loans they have funded over their own balance sheet. Use of the flexibility quota increased somewhat, particularly in the second quarter, but returned to a normal level in the fourth quarter.

	1st quarter	2nd quarter	3rd quarter	4th quarter
Flexibility-quota mortgages nationally, excl Oslo (in %)	7.2%	8.4%	8.0%	7.5%
Flexibility-quota mortgages, Oslo (in %)	5.2%	12.3%	10.5%	7.8%

## The Eika School

The alliance has its own Eika School, which provides teaching and courses required for filling many of the different roles in the local banks. All financial advisers in a bank, for example, must be authorised pursuant to Norway's AFR certification scheme. Acquiring this qualification includes taking and passing a test covering:

- parameters for giving credit
- credit assessment and products
- relevant collateral and mortgages
- information/explanations to the credit customer, dissuasion and proposals for solutions
- documents in the credit process
- follow-up during the life of the mortgage, redemption and default.

The training programme begins with a self-assessment and a test to assess the adviser's level of knowledge. The adviser then goes through the course and is given access to technical literature, refresher questions and exercises. They are tested and can also take a trial exam on one occasion before the final examination. The latter comprises a total of 55 questions on the various subject areas, and takes 90 minutes.

At the beginning of 2021, the Eika School unveiled a separate course on ESG risk. This provides an introduction to the subject, with particular emphasis on climate risk. It is aimed primarily at those bank advisers who work with credit assessment of business customers, and provides sufficient background understanding to be able to use the new ESG questions integrated in the credit portal. Four other sustainability-related courses were provided by the school

in 2020, which also staged a sustainability week in early 2021 to highlight and focus extra attention on work by the alliance in this area.

## Customer complaints

As a general rule, Eika Boligkreditt is not in direct contact with the end customer. By agreement, the bank is the intermediary between Eika Boligkreditt and the customer and thereby the point of contact for the latter. If a customer of the bank wants to make a complaint about aspects of a mortgage held by Eika Boligkreditt, they must do so in writing to the bank. On request, the bank is required to give the customer information in writing about its complaint handling procedures, including details about how to complain.

A complaint received by the distributor bank which concerns Eika Boligkreditt must be forwarded in writing to the latter. If the customer has completed the complaint form made available by the individual bank, this is passed on in its entirety to Eika Boligkreditt. The complaint must include the grounds for making it and other possible details relevant to the case.

Eika Boligkreditt has well-established complaints procedures, which are readily accessible to customers. All cases are dealt with by dedicated complaints staff. The banks also conduct quarterly reviews of lessons learnt from complaints in their own internal complaints committees. These assess the need to change policies, routines, marketing and products.

The management system for the product areas is evaluated annually, based on complaints and incidents over the preceding

year. No customer complaints were received in 2020. The last time the company received a customer complaint was in 2016.

### LTV ratio

As a general rule, loans must be secured with a first preferred mortgage on the main mortgaged property. To the extent that a second preferred mortgage is involved, the sum of the first and second preferred mortgages must not exceed 75 per cent of the mortgaged property's value for residential properties and 50 per cent for holiday homes. At 31 December 2020, the average LTV ratio in the cover pool was 47.4 per cent.

### Residence in Norway

The company's credit manual specifies as a general rule that all mortgagors in Eika Boligkreditt must be private customers, but mortgage finance can also be extended to residential cooperatives. A further condition is that lending must be for residential mortgages, and must therefore be defined separately from commercial finance. Where private mortgagors are concerned, a fundamental requirement is that the mortgage sought can be serviced from income which does not derive from the mortgaged property.


Pursuant to Norwegian law, the mortgagor(s) must be an adult and legally competent at the origination of the mortgage. This means that a mortgagor cannot be under 18 years of age (a minor) or placed under legal guardianship (see section 1 of the Norwegian Guardianship Act). No absolute upper age limit has been set for mortgagors. Mortgagors must also be permanently resident in Norway.

### Mortgages for residential cooperatives

Eika Boligkreditt also finances mortgages for residential cooperatives, but these differ in certain respects from ordinary residential mortgages for private individuals. That includes the possibility of a somewhat higher risk concentration. As one of the few issuers of covered bonds offering this type of financing, Eika Boligkreditt has therefore chosen to maintain strict standards related to a good financial position, many residential units and a very low LTV ratio. At 31 December 2020, the average LTV ratio for this type of mortgage in Eika Boligkreditt was just under 21.7 per cent.

### Green homes

Eika Boligkreditt has carried out an analysis of its cover pool which defines three criteria for classifying the mortgaged property as one of the 15 per cent of residential units in Norway defined as energy-efficient – popularly known as "green homes". These criteria are based on building standards, energy certificates and refurbishments which provide a minimum 30 per cent improvement in the unit's energy efficiency. This accords with the principles enshrined in the Climate Bond Initiative, an international scheme with the sole purpose of promoting a rapid transition to a low-carbon and climate-robust economy through the role which the bond market can play. Based on this analysis, 8 087 (compared with 6 933 at 31 December 2019) of the 55 000 residential units in the cover pool qualify as green homes. When analysing the climate footprint of the residential mortgage business, account has been taken of the company's LTV ratio in each residence. This provides a more accurate





picture of the company's climate footprint and the improvement in energy efficiency. Eika Boligkreditt's overall portfolio has an estimated annual energy requirement of 929 gigawatt-hours (GWh). The average requirement for the mortgage-financed share of the green residential units is 120 kilowatt-hours per square metre (122 kWh/sq.m in 2019), which is 52 per cent lower than the average for Norwegian residential units. The mortgage-financed share of the green homes in the cover pool reduces the carbon footprint of residential units covered by mortgages from Eika Boligkreditt by 9 300 tonnes of CO<sub>2</sub> per annum compared with the figure if these homes had an energy efficiency corresponding to the Norwegian average. [Click here](#) to access the full analysis.

This work has been done by Eika Boligkreditt primarily because measuring the status of the climate footprint for the assets financed by its mortgages represents a first step towards fulfilling an ambition to reduce this footprint for residential units financed by the company over time. The analysis results will provide input to processes under way in the Eika Alliance to incorporate the climate risk and footprint in its credit processes. A secondary motive for such an analysis is to provide a key element in a green framework which the company can use for issuing green bonds.

### Measuring climate footprint and risk associated with residences in the cover pool

Eika Boligkreditt started work in 2020 on establishing an internal measurement and reporting regime for continuous monitoring of developments both in the climate footprint

mentioned above, and in the physical climate risk faced by residences in the cover pool. Measuring the climate footprint of residences in the cover pool used the same method applied by Multiconsult in its analyses. This company quality-assured the results obtained at 31 December 2020 in connection with preparing its annual CO<sub>2</sub> and climate footprint report for Eika Boligkreditt.

The company utilises energy and climate risk data supplied by Eiendomsverdi in its analyses. Every quarter, the residential mortgage portfolio is run against Eiendomsverdi's registers to obtain updated market values for the residences as well as data on such variables as energy class, area, TEC standard and selected environmental factors per residence. Climate risk data provided by Eiendomsverdi are taken in turn from the Norwegian Mapping Authority, the Norwegian Water Resources and Energy Directorate (NVE) and the Norwegian Geotechnical Institute (NGI).

As mentioned in the previous section, both the total climate footprint and the energy saving made by green homes in the portfolio are estimated on the basis of Eika Boligkreditt's LTV in the residence. If the company has an LTV of 50 per cent in a residence, for example, its climate footprint is estimated as half of that residence's total footprint. Also used when estimating the energy saving from green homes, this method reflects a desire to highlight the marginal climate footprint and energy saving contributed by each mortgage-kroner covered by Eika Boligkreditt.

The company also works actively to map the physical climate risk posed by the mortgaged properties in its cover pool. This

work aims initially to identify which residences are vulnerable to damage today and in the future as a result of natural disasters such as floods, landslides and extreme weather as well as rising sea levels. Eika Boligkreditt will also study opportunities to include various climate scenarios in these analyses. This work has continued into 2021.

### Eika Boligkreditt as a supplier

The company has a clear goal of being predictable and providing a high level of transparency with regard to the processes and changes which occur within the applicable parameters. This is achieved in part through good and clear communication and through placing the needs and risk exposure of the banks at centre stage. A high level of availability and good correspondence between promise and performance are also crucial factors. Eika Boligkreditt works actively to maintain a high score in the annual Alliance survey, which measures the satisfaction of the owner banks with the company's deliveries in terms of product and service quality.

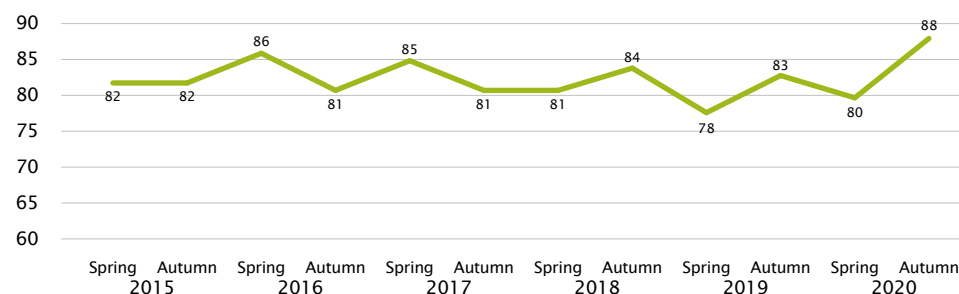
Measures are given priority where areas for improvement have been identified. Eika

Boligkreditt's ambitious goal for overall satisfaction by the owner banks is 70 points or better out of 100. The most recent assessment, carried out in the autumn of 2020, gave the company a score of 88 points.

### Financial crime

Eika Boligkreditt regards combating financial crime as an important part of its CSR. The purpose of this work in financial institutions is to protect the integrity and stability of the international financial system, undermine the funding of terrorism, and make it harder for criminals to benefit from their crimes. As a credit institution, Eika Boligkreditt has a statutory reporting obligation pursuant to the AML regulations and is also subject to the sanctions regulations. In its collaboration agreement with the owner banks, the company has outsourced the implementation of customer measures and associated services related to the AML and sanctions regulations in order to ensure that its obligations pursuant to these regulations are discharged by the owner banks as distributors. Eika Boligkreditt has established policies to combat money laundering and

### I AM VERY SATISFIED WITH THE DELIVERIES OUR BANK RECEIVES FROM EIKA BOLIGKREDITT



funding of terrorism as well as internal routines for continuous follow-up of customer relationships and transactions in order to identify possible suspicious transactions pursuant to the AML regulations. The company has established electronic monitoring which regularly provides notification of suspicious transactions. These are then followed up, initially with the relevant bank, and if necessary reported to the National Authority for Investigation and Prosecution of Economic and Environmental Crime in Norway (Økokrim). No cases were reported to Økokrim in 2020. Eika Boligkreditt has appointed its own money laundering officer, who has special responsibility for following up the AML and sanctions regulations.

### Employees, equal opportunities and diversity

Eika Boligkreditt had 19 permanent employees at 31 December 2020. In addition, the company has entered into an agreement with Eika Gruppen on purchasing services in a number of areas. Eika Boligkreditt's mortgage customers are primarily serviced by the owner banks. The working environment is regarded as good, and no personal injuries or occupational accidents were recorded in the workplace during 2020.

The Eika Alliance has a common digital learning platform (LMS), which makes courses and training programmes available to employees. Its own curricula and the finance industry's certification schemes form the basis for the alliance's goals on and responsibility for developing employee competence. Together with good adviser practice, the industry's procedures and rules as well as the bank's personnel manual form

the basis for policies, guidelines and commitments.

The alliance belongs to the certification scheme for financial advisers, which requires the use of specific programmes for employee development.

Conversations on goals and performance are an important instrument for ensuring follow-up of and progress by employees. The company's personnel manual specifies that all employees will have a conversation with their immediate superior twice a year on their own development and performance.

Eika Boligkreditt makes active efforts to

maintain a good internal working environment and to ensure that employee rights are well looked after. This is done in part through extensive cross-department work and information flow where appropriate. An employee satisfaction survey (MTU) is also conducted annually. Scores from this have been very high, and the findings are reviewed and evaluated with a view to further improvements. The annual MTU measures the results for a total of 13 sub-sectors, based on responses to 49 questions. The average score in 2020 was 87, with sub-sector scores ranging from 78 to 91.

As part of being an attractive employers, Eika Boligkreditt offers or covers the cost of a number of benefits over and above those required by law:

- it covers the difference between full pay and benefits paid by the Norwegian Labour and Welfare Administration (NAV) while on paternity leave
- it operates flexible working hours
- employees are covered by employer's liability, health and travel insurance paid by the company
- it belongs to the AFP early retirement scheme.



*Lindesnes, Agder*



Overall sickness absence in 2020 amounted to 0.45 per cent of total working hours. Eika Boligkreditt aims to be a workplace which:

- is forward-looking and development-oriented
- contributes to resolving important social challenges
- contributes to higher participation in work
- increases value creation and provides a competitive working environment
- reflects the expectations of the market and society, and is open to new commercial opportunities.

This means the company wants to work actively, purposefully and in an planned manner to promote equal opportunities and prevent discrimination, regardless of gender, pregnancy, paternity or adoption leave, carer responsibilities, ethnicity, religion, beliefs, disabilities or medical conditions, union membership, social background, age, political affiliation or sexual orientation. The company's policy includes regulations on equal opportunities which aim to prevent discriminatory treatment in such cases as pay, promotion and recruitment.

Average female pay as a proportion of the male average is presented below.

All employees	
Women	61%
Specialists and support functions	
Women	77%

Average pay for women is 61 per cent of the male average in the company. In the sub-category of specialists and support functions, which involves 13 work-years including four women, the average pay for females is 77

per cent of the male rate. The remaining six employees are in the company's management (five men and one woman). Lower average pay for women in the company reflects differences in length of service and level of responsibility. The company also has relatively few employees, which may produce big variations in average pay for each group.

Eika Boligkreditt has entered into a company pay agreement in addition to the main collective pay settlement and the central agreement negotiated between Finance Norway and the Finance Sector Union. The company agreement covers all employees except the CEO and other senior operative executives. Of the company's employees, 10.5 per cent belong to the Finance Sector Union.

The company has a majority of males both in its operative management (five men and one woman) and among specialists and support functions (nine men and four women). Women accounted for 26 per cent of its workforce at 31 December 2020, virtually unchanged from a year earlier. All other things being equal, it would be desirable to increase this proportion when making new appointments.

Two new employees were recruited in 2020 to replace departing personnel. These recruits, a man and a woman, are both new graduates and below the age of 30. The age and gender composition is presented in the table.

Appointments	< 30	30-40	41-50	> 50
Women	1	0	0	0
Men	1	0	0	0

Departures	< 30	30-40	41-50	> 50
Women	0	1	0	0
Men	0	1	1	0

That represented a staff turnover of roughly 15 per cent for Eika Boligkreditt in 2020, which was higher than in 2019 and high compared with earlier years. Work-years were reduced by 0.8 in 2020.

The age distribution between women and men by job category is presented in the table.

Operative management	< 30	30-40	41-50	> 50
Women	0	0	0	1
Men	0	0	0	5

Specialists and support functions	< 30	30-40	41-50	> 50
Women	2	0	0	2
Men	2	6	1	0

Board of directors	< 30	30-40	41-50	> 50
Women	0	0	0	1
Men	0	0	2	3

## Ethics and anti-corruption

Like the rest of the Eika Alliance, Eika Boligkreditt AS is dependent on trust and a good reputation. A great responsibility accordingly rests both on the company and on the individual employee to act ethically towards customers, owner banks, investors, partners, colleagues and the world at large. The purpose of Eika Boligkreditt's ethical guidelines is to describe its standards in this area.

All Eika Boligkreditt's employees must behave and work in compliance with applicable legislation, statutory regulations and internal guidelines. They are all expected to do their job in an ethical and socially acceptable manner, and in line with the company's core values of being professional, involving and long-term.

It is often the case that no unambiguous answer exists to the question of what behaviour will be ethically acceptable in given circumstances. A possible guideline is that the following questions should be answered with an unqualified "no".

- Would I dislike it if this became known to the management or my colleagues at work?
- Could this in any way undermine trust in Eika Boligkreditt or the alliance were it to be reported in the media?
- Could the action conflict with the interests I am charged with protecting as an employee of Eika Boligkreditt, or be perceived as a benefit I am receiving by virtue of my position?

The guidelines regulate such matters as the individual employee's relationship with customers, suppliers, competitors and the world at large. All employees must avoid forming any kind of dependent relationship with customers or business connections, and must be fully conscious of attempts at corruption or forms of influence-peddling. The ethical guidelines make the company's zero tolerance of corruption clear, and employees must in no circumstances give or receive any form of inappropriate benefit – direct or indirect – through or in connection with Eika Boligkreditt's business operations. All new employees must read the ethical guidelines as part of their introduction programme, and ethics are on the agenda at fixed meetings for them. Eika Boligkreditt adopted updated ethical guidelines in March 2019. [Click here](#) to access the guidelines.

In addition to its ethical guidelines, the company has established its own whistle-

blowing procedure. This complies with the requirements of the Working Environment Act for notifying irregularities in the business, and is updated as required to comply with new provisions. The purpose of the procedure is to reduce the risk of internal wrongdoing and to take care of the employee's right and duty to blow the whistle. Examples of irregularities which could form the basis for whistleblowing are provided in the procedure, such as improper behaviour, corruption, illegal acts, financial crime, unethical or damaging activity, or breaches of the ethical norms of others. The procedure also makes provision for employees to notify anonymously if they so wish. An overview of notifications received in the past three years is presented below.

Notifications received	2018	2019	2020
Total	0	0	0

### Responsible procurement

Eika Boligkreditt has established a policy for procurement which specifies that documented CSR must form part of all purchase agreements. This policy covers contracts for procuring goods and services for Eika Boligkreditt. Eika Gruppen has established a procurement policy which also covers purchases made on behalf of Eika Boligkreditt.

The company's procurement must accord with the following general principles.

- Products or services procured must be environment-friendly and sustainable, with attention paid to the life cycle of a product with respect to recycling and so forth.
- The company must ensure that contracts for procurement of goods and services are entered into on the best possible terms,

- and its purchases must be as cost-efficient as possible.
- Eika Boligkreditt must maintain the integrity of its procurement processes in relation to applicable regulations, and primarily make purchases on the basis of competitive tendering.

- Procurement processes must meet requirements for equal treatment, predictability, transparency and verifiability.
- In its procurement processes, Eika Boligkreditt must ensure that no questions can be raised concerning conflicts of interest arising from the relationship between its

employees and the supplier company or their personal interests. The company has established a policy for dealing with conflicts of interest.

Furthermore, Eika Boligkreditt's suppliers must comply with national and international



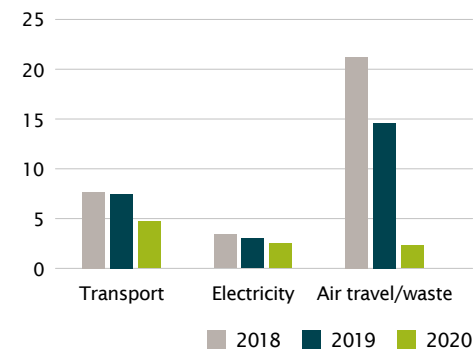
*Lunde bru, Etnedal, Innlandet*



## ANNUAL GHG EMISSIONS

Tonnes of carbon equivalent

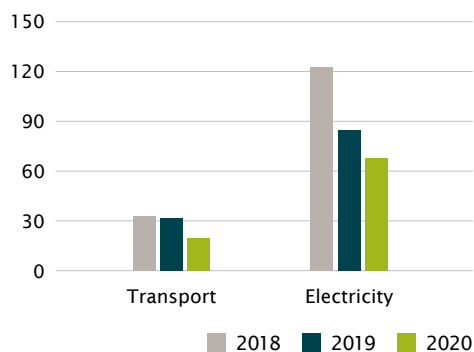
	2018	2019	2020
Transport	7.7	7.5	4.7
Electricity	3.4	3.0	2.5
Air travel/waste	21.2	14.6	2.3
<b>Total</b>	<b>32.3</b>	<b>25.0</b>	<b>9.5</b>



## ANNUAL ENERGY CONSUMPTION

MWh

	2018	2019	2020
Transport	33.0	31.7	19.5
Electricity	122.6	84.6	67.7
<b>Total</b>	<b>155.6</b>	<b>116.4</b>	<b>87.2</b>



legislation and regulations as well as internationally recognised principles and guidelines. These include provisions related to human and labour rights, the environment, corruption, AML and funding of terrorism. They must also see to it that possible sub-suppliers comply with the same principles and rules.

Suppliers must sign a self-declaration that they comply with the obligations specified in the guidelines, and have a duty to notify Eika Boligkreditt in the event of actual or suspected breaches of these. Breaches of the provisions result in cancellation of the contract. [Click here](#) to access the policy.

Eika Gruppen and its subsidiaries are in the process of securing Eco-Lighthouse certification. The group is both a major supplier to Eika Boligkreditt and the local banks, and responsible for substantial procurement on their behalf. Part of the certification relates to its procurement work and its suppliers. Eco-Lighthouse certification of Eika Gruppen thereby means that a substantial proportion of purchases made in the Eika Alliance will be quality-assured to this standard.

## Environment- and climate-friendly operation

Eika Boligkreditt wants to have the smallest possible negative impact on the natural environment, and entered into an agreement in 2013 with CO<sub>2</sub>fokus. The latter has developed a dedicated energy and climate accounting (environmental report) for the business.

Eika Gruppen, which leases offices to the company, has energy- and heat-saving installations to help limit consumption. Hydropower has also been chosen as the sole energy source, giving the premises a


Clean Hydropower certification. The latter contributes to an increased commitment to environment-friendly energy. All areas also have round-the-clock energy saving through regulation of temperature and lighting.

The owner banks are widely spread geographically, which has been a contributory factor in Eika Boligkreditt's extensive and growing use of video and web conferencing in connection with training and information flow. This not only safeguards the environment but reduces unnecessary travel time and effort in a busy day.

Eika Boligkreditt has a conscious attitude to the use of paper and electronic templates and documents, as well as to postage costs. Reducing paper consumption to a necessary minimum is a clear objective.

An overview of the company's greenhouse gas (GHG) emissions and energy consumption has been prepared for 2018, 2019 and 2020. This analysis is based on direct and indirect usage related to Eika Boligkreditt's activities. Its total GHG emissions in 2020 are estimated at 9.5 tonnes of CO<sub>2</sub>, down by 15.5 tonnes or 62 per cent from the year before. Energy consumption was down 20 per cent by area from 2019 and 25 per cent in total. Reductions were also achieved both in emissions per work-year and per NOK million in turnover. The board has established a management indicator for the company's overall GHG emissions, where the desire is a development trajectory which represents a 50 per cent reduction in emissions up to 2030 compared with the 2013–19 average. [Click here](#) to access the full analysis (in Norwegian only).

The climate footprint provides a general overview of the company's GHG emissions



Undredal, Aurland, Vestland

converted to tonnes of CO<sub>2</sub> equivalent, and comprises information from both internal and external systems. This analysis has been conducted in accordance with the GHG protocol initiative, an international standard developed by the World Resources Institute (WRI) and the World Business Council for Sustainable Development (WBCSD). It ranks today as the most important standard for measuring GHG emissions from an enterprise. The protocol divides the amounts released into three main segments or scopes, which include both direct and indirect emissions. Reporting takes account of the GHGs CO<sub>2</sub>, CH<sub>4</sub> (methane), N<sub>2</sub>O (nitrous oxide), SF<sub>6</sub>, HFCs and PFCs.

# TCFD report Eika Boligkreditt AS

**TCFD** | TASK FORCE ON CLIMATE-RELATED  
FINANCIAL DISCLOSURES

Nordkapp, Troms og Finnmark

## Climate and climate risk

Sustainability and climate risk have attracted increased attention in recent years. Good sustainability reporting is needed so that the company's clients, owner banks, investors, partners, colleagues and other stakeholders can assess the impact of the business on society and the environment, and how sustainability influences its risk assessments and decision processes.

Together with the local banks in the Eika Alliance, Eika Boligkreditt has put climate risk on the agenda with a goal of reducing the climate footprint (CO<sub>2</sub> emissions) related both to its residential mortgage portfolio and to its own activities.

The company wants to work towards several of the UN's SDGs, which represent the world's shared schedule for eliminating poverty, combating inequality and halting climate change by 2030. It has chosen SDG 13 – act urgently to combat climate change and its impacts – as a priority area and roadmap for its strategy. Promoting this goal is relevant because the company and the Eika Alliance can apply its influence and impact here to help reduce CO<sub>2</sub> emissions.

Climate risk is particularly prominent in three areas where the banking and finance sector can play an important role:

1. physical risk, costs related to physical harm caused by climate changes such as flooding and landslide damage to buildings and infrastructure as well as failing harvests
2. transition risk, the economic risk associated with the transition to a low-emission society, such as new laws and regulations limiting the use of natural resources or pollution pricing

3. responsibility risk, compensation claims directed, for example, against businesses which have failed to take the necessary decisions to reduce negative climate changes.

## Task force on climate-related financial disclosures (TCFD)

To be able to describe its climate risks and opportunities in greater detail, Eika Boligkreditt began work in 2020 to identify where it can reduce GHG emissions in coming years. The company has therefore chosen to report in accordance with the TCFD's recommended framework in climate reporting. This leading global disclosure optimisation tool was published by the Financial Stability Board (FSB) in 2017 with the objective of obtaining standardised information for banks, financial institutions and other stakeholders on significant financial risks and opportunities related to climate change and the transition to a low-emission society.

The TCFD proposes that businesses report how they take account of climate risk in strategy processes and how this risk is identified, measured and managed. Reporting is recommended in four areas: governance, strategy, risk management, and metrics and targets.



## Governance

Disclose the organisation's governance around climate-related risks and opportunities.

### A. Describe the board's oversight of climate-related risks and opportunities.

CSR and ESG were considered at the board's strategy meeting in both 2018 and 2019. Climate risk has also been put on the agenda at board meetings during 2020 in connection with strategy discussions and to establish systems for measuring the climate footprint. In 2020, the board also included climate risk in the company's risk strategy and chose UN SDG 13 –act urgently to combat climate change and its impacts – as a priority area among others.

Furthermore, climate risk will be a topic for the company's board in 2021, when specific targets for KPIs related to CO<sub>2</sub> cuts in the company's residential mortgage business will also set. In addition, the company's risk committee is expected to devote increased attention to reviewing work on climate risk in its function of preparing matters for the board.

## Strategy

Disclose the actual and potential impacts of climate-related risks and opportunities on the organisation's businesses, strategy and financial planning where such information is material.

### A. Describe the climate-related risks and opportunities the organisation has identified over the short, medium and long term.

The business is exposed to climate risk primarily through its residential mortgage portfolio in the form of physical and transition risk to properties included in the company's cover pool. Physical risk could mainly find expression if a residential property held by Eika Boligkreditt as collateral in its cover pool is exposed to such climate changes as sea-level rises, floods, landslides and extreme weather, which could damage the properties and thereby cause the value of the mortgaged property to decline. Transition risk could involve government or market requirements which cause a fall in the value of properties with high energy consumption or a large climate footprint. The company could also be exposed to liability risk following compensation claims related to decisions, or the failure to take these, which in one way or another can be related to climate policy or climate changes.

Through the distribution agreement, Eika Boligkreditt has contracted out the role of loan intermediary to the owner banks. This means that it is the owner banks as distributors who have all communication and contact with the customer. They are also responsible for ensuring that necessary services are provided, to that Eika Boligkreditt's obligations pursuant to applicable regulations are handled by the owner banks.

As distributors, the latter have an important role in raising customer awareness about how energy-efficient homes can contribute to sustainable development and reduce the climate footprint by offering green residential mortgages. The most energy-efficient residences can be offered such financing on more favourable terms for customers. Green mortgages are therefore expected to attract more customers. In that way, the banks reward good choices while also helping to make homebuyers in general more aware of the significance of energy efficiency. An energy-efficient home uses less power, which also means lower electricity bills to benefit the homeowner's personal economy.

## Risk management

Disclose how the organisation identifies, assesses, and manages climate-related risks.

### A. Describe the organisation's processes for identifying and assessing climate-related risks.

In connection with its annual updating of the company's risk strategy, the risk and compliance department has also conducted an analysis of climate-related risk. The board of Eika Boligkreditt has considered and approved the risk strategy. The following assessment of physical and transition risk has been made in the strategies for credit risk on loans and for financing risk.

#### Strategy for credit risk on loans

The business is exposed to climate risk in its residential mortgage portfolio. This takes the form of transition and physical risk, primarily through the properties accepted as collateral by the company when providing a residential mortgage. Requirements by the government or the market could reduce the value of properties with high energy consumption or a large climate footprint. Physical risk from climate change could damage properties, which may in turn increase the likelihood of defaults because of financial loss and the reduction in the value of the mortgaged property.

#### Strategy for financing risk

Climate risk is attracting ever greater attention from financial investors. A perception that Eika Boligkreditt or the Eika Alliance is particularly exposed to transition risk could be significant for the price and availability of financing. In that way, climate risk – including transition risk – could represent a financing risk for the company.

## Metrics and targets

Disclose the metrics and targets used to assess and manage relevant climate-related risks and opportunities where such information is material.

### A. Disclose the metrics used by the organisation to assess climate-related risks and opportunities in line with its strategy and risk management process.

Work on sustainability and CSR in Eika has already had a positive effect on the way its sustainability area is assessed by the rating agency. It is therefore also expected to strengthen the company's reputation with investors, banks and so forth. But much work remains to be done in terms of setting specific goals and defining KPIs for monitoring the attainments of goals in this area within Eika.

In order to slow climate changes, the natural long-term goal for EBK is to be climate neutral in accordance with the Paris agreement. As a first step, it has established an ambition of reducing GHG emissions from its internal operations in line with a development trajectory which envisages a 50 per cent reduction up to 2030 compared with the 2012-19 average. The company will also set further goals in the longer term as well as associated measure for ensuring climate neutrality in the long term. The main aim of the latter is to keep global warming below 2°C, and preferably limit the rise in temperature to 1.5°C.

Eika Gruppen has also signed the UN's principles for sustainable banking and is a member of UNEP-FI, a global organisation for collaboration between the UN and the finance sector. Eika Gruppen's sharing of knowledge with the Eika Alliance is also expected to help Eika Boligkreditt to discharge its role in a way which is relevant and in line with the intentions behind the principles.

Eika Boligkreditt wants to operate in an environmental and climate-friendly way, with the smallest possible negative impact on the natural environment. The company will therefore carry out an analysis of green homes in its cover pool with the aim of reducing CO<sub>2</sub> emissions from the residential mortgage portfolio. This goal also aims to reduce the climate footprint of Eika Boligkreditt's own activities, measured through a separate environmental report – an energy and climate accounting delivered by CO<sub>2</sub>fokus.

## Governance

### B. Describe management's role in assessing and managing climate - related risks and opportunities.

Each department manager in Eika Boligkreditt is responsible for identifying and implementing measures to ensure prudent risk management in the sustainability area for their department. The company has chosen not to produce a separate risk management strategy for sustainability, but instead to incorporate this aspect as an integrated part of the various risk management strategies and routines in its work processes. Eika Boligkreditt believes this to be the best way of ensuring adequate progress and implementation drive in its sustainability efforts. The risk and compliance department also has a responsibility to check that the risk framework is being complied with as specified in company's risk strategy.

In order to be able to set specific target levels for the annual rise in CO<sub>2</sub> savings from the residential mortgage portfolio and in the company's internal operations, Eika Boligkreditt must be able to measure its footprint continuously for both residential mortgages which enter the cover pool and activities related to its internal operations. Quarterly measurement of the climate footprint for the residential mortgage business was implemented in 2020, and the target for developing the footprint will be established in 2021. So will quarterly measurement of the footprint for the company's internal operations. Annual measurements have been conducted since 2012. The goal for developing the internal climate footprint was set in 2020 at a 50 per cent reduction up to 2030 from a benchmark defined as the 2012–19 average. This is something the company will therefore pursue as a priority area during 2021.

## Strategy

### B. Describe the impact of climate-related risks and opportunities on the organisation's businesses, strategy, and financial planning.

Eika Boligkreditt's strategic goal is to be able to issue a green covered bond during 2021. This will be a bond where Eika Boligkreditt, as issuer, guarantees that the money borrowed will be applied to green residential mortgages or investments, and which can thereby contribute to reducing the CO<sub>2</sub> footprint.

A green mortgage applies to a green residence. In other words, the mortgage in itself is not green, but the home or mortgaged property to be financed. A green residence is defined by Eika Boligkreditt as particularly energy-efficient – in other words, it uses little electricity or other energy source in relation to its area.

Other definitions of a green residence exist, such as being constructed of particularly climate-friendly materials or upgraded by its owner with new insulation or heating technology which makes an old, energy-inefficient home more energy-efficient. A mortgage secured on a residence in energy class A or B qualifies for an Eika Boligkreditt green mortgage. A green refurbishment mortgage product is to be launched in 2021, where residences with an energy class below B could also qualify if environmental investments provide an energy-efficiency improvement of at least 30 per cent.

The difference in interest rates between green and ordinary covered bonds is currently small, but may increase in future. It is in any event important for the climate that attention can be focused on energy-efficient homes, which can help to make both customers and investors conscious of the climate footprint of homes.

Several Norwegian banks are active in the market for green covered bonds, and a substantial volume of these have been issued for financial players in Norway. Investor appetite for buying green bonds has been good, and the market appears to be well-functioning. Many investors in the international market also want to buy these instruments. The EU will introduce new and stricter regulations in 2021 on what can be called a sustainable fund, and other regulatory changes are coming in this area. That could encourage even more people to buy green bonds. A number of customers want to place their savings with funds which invest in green enterprises. Demand for green bonds is therefore expected to rise in coming years.

## Risk management

### B. Describe the organisation's processes for managing climate-related risks.

Eiendomsverdi can carry out analyses to identify which Norwegian homes lie in areas exposed to risk of flooding, landslides and sea-level changes. Running the mortgaged properties in the cover pool against Eiendomsverdi every quarter makes it possible to identify, quantify and estimate the value of residential mortgages exposed to physical risk. With this information about the mortgaged property, the company can handle climate-related risk in its ongoing work and can describe what this could mean for its residential mortgage business and strategy for credit risk. Eika Boligkreditt can also take the necessary decisions to counteract, restructure, control and accept these risk factors. Although its energy sources largely involve climate-friendly hydropower, much remains to be gained from greater energy efficiency. When less power is used to heat homes and offices, more clean electricity is available for such applications as extending its use in cars and pleasure boats or in industries based on clean power. As distributors, the owner banks therefore play an important role for Eika Boligkreditt's credit risk by making customers aware of how energy-efficient homes can contribute to a sustainable development and reduce climate risk.

Provision has been made in the credit portal for distributors to sanction green residential mortgages. Considered to be energy-efficient homes, these are a separate product in the Eika credit portal.

## Metrics and targets

### B. Disclose Scope 1, Scope 2 and, if appropriate, Scope 3 GHG emissions and the related risks.

The company describes its measurement of the climate footprint for the residences in its cover pool and prepares a climate accounting for its own activities on the basis of analyses carried out in accordance with the GHG protocol. See the separate section on CSR and sustainability which forms part of Eika Boligkreditt's annual report for 2020. The climate accounting can be divided into three levels or scopes which comprise both direct and indirect emission sources. The company has defined the following reporting for the three scopes.

#### Scope 1

Mandatory reporting of emission sources relates to business assets under the company's operational control. This includes reporting related to emissions which result from transport requirements with both owned and leased vehicles.

#### Scope 2

Reporting here is mandatory. Scope 2 reporting typically covers indirect emissions related to purchases of electricity and energy for heating/cooling. Where Eika Boligkreditt is concerned, this applies to office premises it leases from Eika Gruppen.

#### Scope 3

Voluntary reporting of indirect emissions related to purchased goods or services. These are emissions which can be tied indirectly to the company's activities, but which are outside its own control and are therefore indirect. Scope 3 reporting will cover GHG emissions both from the company's residential mortgage portfolio and from its own climate footprint through air travel, freight transport and waste.



## Governance

## Strategy

## Risk management

## Metrics and targets

**C. Describe the resilience of the organisation's strategy, taking into consideration different climate - related scenarios, including a 2°C or lower scenario.**

Incidents such as floods, landslides, extreme weather, inundations and increased precipitation may damage residences, which can in turn reduce the value of mortgaged properties in the cover pool. Expectations and requirements from government and the market related to the energy consumption or climate footprint of residences could also cause their value to fall.

Eika Boligkreditt will start work in 2021 on mapping the climate risk of mortgaged properties in the cover pool. When that has been done, the next step will be to analyse the climate risk and seek to implement this in the company's risk management, and to set parameters for the amount of climate risk the company can accept. It will then be able to highlight both transition and physical risk if mortgaged properties in the cover pool are exposed to climate change.

In the longer term, it is also likely to be possible to quantify climate risk and highlight the financial consequences of risks related to sustainability and climate change, and to assess how far climate risk affects the valuation of assets and liabilities in the company's balance sheet.

**C. Describe how processes for identifying, assessing, and managing climate-related risks are integrated into the organisation's overall risk management.**

Good risk management and control will ensure that Eika Boligkreditt is able to identify, assess, manage, monitor and report risk which could prevent it reaching approved targets. Each department manager is responsible for ensuring responsible risk management and for seeing to it that climate-related risk is integrated in the various risk strategies and other relevant areas. The company's risk strategy is updated and approved by the board at least once a year. The risk strategy provides overall guidelines for the priority areas and the principles for risk management and internal control in the company. The strategy describes Eika Boligkreditt's risk universe and specifies its overall risk profile.

The company's risk management is crucial for its ability to reach strategic goals in the various priority areas. It emerges from the risk strategy that Eika Boligkreditt is exposed to various types of risks. In its annual review of Eika Boligkreditt's risk universe, as approved by the board, the company has defined climate risk as both a threat and opportunity for it. Climate risk covers many aspects – from the physical climate risk to the financial risk associated with the transition to a low-emission society. In addition comes the liability risk associated with compensation claims because the company has failed to take the necessary action to reduce the climate footprint.

The business is in a process of identifying, assessing and dealing with climate-related risk. Eika Boligkreditt regards climate risk as a key area in its risk management. In the time to come, the company will acquire the resources needed to throw an even stronger light on this issue in its future work on reducing the climate footprint. Climate risk is also expected to be considered in coming years at the board's strategy meeting, and to be the subject of several courses and professional seminars.

**C. Describe the targets used by the organisation to manage climate-related risks and opportunities and performance against targets.**

Work on climate-related threats in the company build on UN SDG 13 – act urgently to combat climate change and its impacts.

Within this SDG, the company has chosen three appropriate KPIs:

1. The share of green mortgaged property added to the cover pool will exceed 20 per cent.
2. The climate footprint of the residential mortgage portfolio measured in CO<sub>2</sub>. This goal will be quantified in 2021.
3. Eika Boligkreditt will reduce its own climate footprint by 27.3 per cent from the 2012–19 average figure by 2025. This means that GHG emissions from its own activities will total less than 21.6 tonnes of CO<sub>2</sub> in 2025.

The company can also set several different sub-goals for reducing its climate footprint. Eika Boligkreditt's target and follow-up for reducing CO<sub>2</sub> emissions from the residential mortgage portfolio and its own climate footprint is described in the chapter on environment- and climate-friendly operation.

# Directors' report and financial statements

<b>Financial highlights 2020</b>	40
<b>Directors' report</b>	41
<b>Declaration pursuant to section 5-5 of the Norwegian Securities Trading Act</b>	49
<b>Statement of comprehensive income</b>	50
<b>Balance sheet</b>	51
Assets	51
Liabilities and equity	52
<b>Statement of changes in equity</b>	53
<b>Statement of cash flow</b>	54
<b>Notes to the accounts</b>	55
<b>Auditor's report</b>	79



Trolltunga, Vestland



## Financial highlights 2020

152.6<sup>MILL</sup>

Pre-tax profit of NOK 152.6 million, compared with NOK 102.2 million in 2019.

121<sup>BN</sup>

The company had total assets of NOK 121 billion at 31 December, compared with NOK 106 billion a year earlier.

106.1<sup>BN</sup>

The borrowing portfolio totalled NOK 106.1 billion, a net increase of NOK 11.8 billion or 12.5 per cent from 31 December 2019.

5.4%

The borrowing portfolio totalled NOK 89.3 billion, a net increase of NOK 4.6 billion or 5.4 per cent from 31 December 2019.

812<sup>MILL</sup>

Net interest revenues were NOK 812 million, compared with NOK 648 million in 2019.

675<sup>MILL</sup>

Distributor commissions to the owner banks totalled NOK 675 million, compared with NOK 513 million in 2019.

17.2%

The company's capital adequacy ratio was 17.2 per cent at 31 December, compared with 18.7 a year earlier. Capital adequacy is calculated in accordance with the CRR/CRD regulations.

47.4%

The average LTV for the whole cover pool was 47.4 per cent

<b>The company's business</b>	41
Nature of the business	41
Ownership structure	41
Agreements on liquidity and capital support	41
International rating	42
Development of bank financing	42
About the Eika Alliance	42
Accounting effects and the coronavirus position	42
Developments in the alliance collaboration	43
Change to maximum loan-to-value for residential mortgages	43
Change to target return on equity for Eika Boligkreditt	44
Borrowing	44
<b>Profit and loss account</b>	44
Pre-tax profit	44
Net profit	44
Income	45
Net interest income	45
Distributor commissions	45
<b>Balance sheet and liquidity</b>	45
Balance sheet	45
Borrowing	45
Liquidity	45
<b>Risk management and capital adequacy ratio</b>	45
Risk exposure	46
Strategic and business risk	46
Credit and counterparty risk	46
Market risk	46
Currency risk	46
Operational risk	46
Refinancing and liquidity risk	47
Internal control for financial reporting	47
Election and replacement of directors	47
<b>Working environment, sustainability and corporate social responsibility in Eika Boligkreditt</b>	47
<b>Comments on the annual financial statements</b>	47
Going concern	47
Balance sheet, liquidity and capital adequacy ratio	47
Allocation of net profit	47
<b>Outlook</b>	48

# Directors' report 2020

## The company's business

### Nature of the business

Eika Boligkreditt's principal purpose is to secure access for the local banks in the Eika Alliance (the owner banks) to long-term and competitive funding through the issue of covered bonds. An important part of the company's business concept is to increase the competitiveness of the owner banks by improving their access to external financing in the Norwegian and international financial markets with regard to maturities, terms and depth. The company's business purpose also includes reducing risk for the owner banks. At 31 December 2020, the owner banks had a total financing of NOK 89.3 billion from Eika Boligkreditt and had thereby reduced the need for market financing on their own account by a corresponding amount.

The company is licensed as a credit institution and authorised to raise loans in the market through the issue of covered bonds. Norwegian regulations for covered bonds were adopted in 2007, and this type of bond has become an important source of finance for lending activities by banks and credit institutions. Concentrating funding activities related to covered bonds in Eika Boligkreditt has secured the owner banks in the Eika Alliance a player in the bond market with the necessary requirements to obtain competitive terms in both Norway and internationally. With total assets of NOK 120.6 billion, the company ranks as one of the largest bond-issuing credit institutions in Norway.

### Ownership structure

Eika Boligkreditt was demerged from the Eika

Gruppen AS financial group in May 2012, and became directly owned by the local banks in the Eika Alliance and the OBOS housing association. In conjunction with the changes to the ownership structure, a shareholder agreement was entered into with all the owners which includes the stipulation that ownership of the company is to be rebalanced on an annual basis. This will ensure an adjustment so that the holding of each owner bank corresponds to its share of the bank financing from the company.

### Agreements on liquidity and capital support

Agreements were entered into in 2012 to regulate support for liquidity and capital respectively from the owner banks to Eika Boligkreditt. Liquidity support is regulated by an agreement concerning the purchase of covered bonds which came into effect on 10 May 2012. OBOS is a party to this agreement for the share of the residential mortgage portfolio held by OBOS-banken. The main features of this agreement are that the owner banks, for as long as they have residential mortgage portfolios in the company and under given circumstances, are committed to provide Eika Boligkreditt with liquidity. This liquidity obligation is limited to the maturity of the company's covered bonds issued under the Euro Medium Term Covered Note (EMTCN) Programme and associated derivative agreements over the coming 12 months. To the extent that covered bonds have been purchased by the owner banks under the liquidity agreement and have not been redeemed, these are deducted

from the calculation of each owner bank's outstanding liquidity obligation. Each owner bank's liquidity obligation is primarily limited to its pro rata share of the issued amount, which is calculated on the basis of each owner bank's share of the company's bank financing. Should one or more owner banks fail to fulfil their liquidity obligation pursuant to the agreement, the liquidity obligation of the other owner banks can be increased up to a limit of twice their original pro rata share.

Capital support from the owner banks is regulated by a shareholder agreement dated 10 May 2012. OBOS is a party to this agreement for the share of the residential mortgage portfolio held by OBOS-banken. This includes a commitment by the owner banks that, under given circumstances, they will have to provide the company with the capital required to maintain the company's tier 1 capital and total primary capital ratios at levels required or recommended by the Financial Supervisory Authority of Norway. The present capital targets, which have applied from 31 December 2020, are set at a minimum of 12 per cent for the core tier 1 capital ratio, 13.5 per cent for the tier 1 capital ratio, and 15.5 per cent for the tier 2 capital ratio. The individual owner bank's capitalisation obligation is primarily limited to its pro rata share of capital issues, calculated on the basis of each owner bank's share of the company's bank financing. Should one or more owner banks fail to fulfil their capitalisation obligation pursuant to the agreement, the capitalisation obligation of the remaining owner banks can be raised to a limit of twice their original pro rata share.



The agreement on purchasing covered bonds and the shareholder agreement can be terminated under certain conditions.

### International rating

Covered bonds issued by Eika Boligkreditt have an Aaa rating from Moody's Investor Service (Moody's). The bonds have a rating buffer of two notches in the event of a downgrade for the owner banks. In other words, the rating assessment for the owner banks, which is reflected in Eika Boligkreditt's issuer rating of Baa1, can be downgraded by up to two notches without the covered bonds losing their Aaa rating. A precondition for the Aaa rating is an overcollateralisation of at least five per cent for the cover pool. At 31 December 2020, the overcollateralisation was 9.98 per cent (based on nominal values excluding the company's own holding of covered bonds). The owner banks have provided guarantees against defaults on transferred residential mortgages. The particularly high credit quality of the residential mortgages in Eika Boligkreditt's cover pool has been confirmed by Moody's in its quarterly Performance Overview for Eika Boligkreditt AS – Mortgage Covered Bonds. In the latest of these reports, published by Moody's on 5 January 2021, the credit risk in the cover pool – designated the collateral score excluding systemic risk – was estimated at 2.1 per cent. This is the lowest for the Norwegian covered bond issuers as well as very low on a global basis for the risk of loss from the credit risk in the cover pool. The primary purpose of the report is to support Moody's rating of covered bonds, and to provide insight into various key assumptions which are decisive for the rating. Similar reports are produced for all covered-bond issuers rated by Moody's. This

report from the agency confirms that the owner banks provide the company with high-quality residential mortgages.

### Development of bank financing

The owner banks had a total financing from Eika Boligkreditt of NOK 89.3 billion at 31 December 2020, representing an increase of NOK 4.6 billion or 5.4 per cent over the year. Standalone residential mortgages accounted for 94.2 per cent of the mortgages in the cover pool, with mortgages to residential cooperatives accounting for the remaining 5.8 per cent. Standalone mortgages also include loans for holiday homes. The proportion of mortgages to residential cooperatives declined from 6.6 to 5.8 per cent in 2020, reflecting the fact that OBOS is reducing its financing from the company in accordance with the agreed plan. The average LTV ratio for the mortgages in the cover pool was 51 per cent on the basis of the value of the properties at origination. Adjusted for subsequent price developments affecting the mortgaged objects, the average LTV ratio for mortgages in the company's cover pool was 47.4 per cent at 31 December 2020. Since Eika Boligkreditt's funding activity began in 2005, the company has experienced no defaults exceeding 90 days or losses related to its mortgage business. Guarantees issued

by the owner banks have reduced the risk of loss.

### About the Eika Alliance

The Eika Alliance comprises more than 60 local banks, the Eika Gruppen financial group and Eika Boligkreditt. It has total assets exceeding NOK 470 billion, almost a million customers, 3 000 employees and more than 250 local bank offices. The Eika Alliance is thereby one of the biggest players in the Norwegian financial market and an important player for many Norwegian local communities.

Customer satisfaction for banks in the Eika Alliance is among the highest in Norway for both personal and business customers. That reflects a conscious commitment to a good customer experience through personal service and advice, an intelligent bank for day-to-day transactions and a genuine combination of local presence and purposeful digital solutions.

### Accounting effects and the coronavirus position

The coronavirus pandemic has meant an increase in both lay-offs and unemployment in Norway. These conditions have contributed in turn to some increase – primarily during the first and second quarters – in applica-

tions for temporary interest-only terms or payment holidays on residential mortgages included in the company's cover pool.

In response to the epidemic, the government gave financial institutions greater flexibility in awarding residential mortgages by increasing from 10 to 20 per cent the quota for loans which otherwise fail to fulfil all the requirements in the residential mortgage regulations. This easing initially applied to the second quarter and was extended to the third quarter, but not the fourth. Eika Boligkreditt is not subject to the requirements in the residential mortgage regulations at sole lender level, but the owner banks consolidate the residential mortgages they have financed through Eika Boligkreditt with the loans they have funded over their own balance sheet. Use of the flexibility quota increased somewhat, particularly in the second quarter, but had returned to a normal level in the fourth quarter.

The krone had a volatile journey during 2020, and weakened against the euro and other currencies over the year. A weaker krone increases the value of debt issued in euros, counterbalanced by a corresponding rise in the value of the basis swap agreements on the asset side of the balance sheet which the company uses as hedge transactions and which are included in its hedge accounting.

		1st quarter	2nd quarter	3rd quarter	4th quarter	
Interest-only		32%	31%	27%	26%	
Payment holiday (approved applications)		24	53	5	2	
Flexibility-quota mortgages, nationally excl Oslo		7.2%	8.4%	8.0%	7.5%	
Flexibility-quota mortgages Oslo		5.2%	12.3%	10.5%	7.8%	
	31 Dec 2019	1st quarter	2nd quarter	3rd quarter	4th quarter	Year 2020
Change EUR/NOK		16.7%	(5.8%)	1.2%	(4.2%)	6.5%
Exchange rate EUR/NOK, change in NOK	9.84	11.48/1.64	10.81/(0.67)	10.94/0.13	10.48/(0.46)	0.64
Money-weighted return on liquidity portfolio		0.32%	0.43%	0.13%	0.10%	0.93%

Pursuant to the derivative agreements, the company's derivative counterparties must deposit collateral if the value of the agreements rises. Correspondingly, the company must return collateral deposits if the value of the agreements decreases.

The total return on the liquidity portfolio in 2020 was NOK 129.5 million, corresponding to a rise in value of 0.93 percentage points. Cash collateral from counterparties to derivative agreements is excluded from the calculation. This demonstrates that the capital management strategy established for the liquidity reserve was robust against the turbulence experienced in the financial markets during 2020.

The retail market is less exposed to losses on lending for residential purposes than other segments and sectors. Eika Boligkreditt's lending is confined to residential mortgages with a generally low loan-to-value ratio, and is therefore less exposed to loss. Social security provision in Norway, including specific measures introduced in connection with the coronavirus, also helps to reduce the risk of loss in the conditions now affecting society. Nevertheless, a risk of increased losses exists in the retail market because of the long-term consequences of the pandemic. The company has recalculated expected losses on mortgage lending at 31 December 2020. In light of the low LTV ratio on the residential mortgages in the cover pool, and the provision of guarantees against losses to the company from the owner banks, no accounting loss was incurred in 2020.

### Developments in the alliance collaboration

The board of Eika Boligkreditt resolved on 14 October 2020 to give notice of cancellation for the distribution agreement with

Selbu Sparebank, Nidaros Sparebank, Aasen Sparebank, Sparebank 68° Nord, Tolga Os Sparebank, Drangedal Sparebank, Askim & Spydeberg Sparebank, Sparebanken DIN, Stadsbygd Sparebank and Ørland Sparebank. These banks have established the Local Bank Alliance (LBA) and cancelled their agreement with Eika Gruppen at the beginning of 2018, with a three-year period of notice from 31 December 2018.

Eika Boligkreditt's notice of cancellation means that its agreements with the LBA banks will terminate on 31 December 2021, simultaneously with the termination of the agreements with Eika Gruppen. When the agreement terminates, the LBA banks will no longer be able to increase their financing in Eika Boligkreditt.

At 31 December 2020, the LBA banks had transferred NOK 14.3 billion in residential mortgages to the cover pool. This corresponded to 16.1 per cent of the total residential mortgage volume. Pursuant to the distribution agreement, established financing will be run down at termination of the agreement in accordance with a specified plan for each bank. A process will now be initiated with the LBA banks to establish a termination plan in line with the distribution agreement. Pursuant to the normal distribution agreement, the LBA banks will continue during the run-down phase to enjoy management of the residential mortgages included in the cover pool with the associated right to receive the interest margin on these. In cooperation with the LBA banks, Eika Boligkreditt will work to achieve the best possible termination of the contractual relationship.

On 24 November 2020, the general meetings of Surnadal Sparebank, a member of the Eika Alliance, and SpareBank1 Nordvest, a member of the SpareBank1 Alliance, agreed

on a merger of the two banks with the latter as the acquiring bank. Implementation of the merger is conditional on the Financial Supervisory Authority of Norway giving the necessary approval of the takeover and refraining from imposing conditions which significantly alter the assumptions underpinning the agreement between the banks. The aim is to implement the merger around 1 May 2021. The merged bank will be named Sparebank1 Nordmøre, and will become part of the SpareBank1 Alliance. If the merger goes ahead, the distribution agreement between the merged bank and Eika Boligkreditt will be terminated. At 31 December, Surnadal Sparebank had transferred NOK 1.6 billion in residential mortgages to Eika Boligkreditt. This represented 1.8 per cent of Eika Boligkreditt's overall residential mortgage portfolio.

The boards of Tysnes Sparebank and Etne Sparebank announced on 6 December 2020 that they would begin negotiations with the intention of merging. Tysnes Sparebank is a member of the Eika Alliance, while Etne Sparebank belongs to the Collaborating Banks (DSS). The decision on a possible alliance or collaboration affiliation will be clarified as part of the negotiations. Total assets of a merged bank, including residential mortgages transferred to Eika and Verd Boligkreditt, would be NOK 6.8 billion.

Vekselbank announced in the fourth quarter that it wanted to reassess its alliance affiliation with Eika. With its head office in Voss, this commercial bank joined the Eika Alliance in 2012. On 15 December 2020, the bank gave notice that it would continue its affiliation as a full member of the alliance. In explaining its decision, Vekselbank noted that Eika is an important supplier to the bank and its customers in a number of product areas. In addition, the alliance collaboration

gives access to expertise and solutions which provide Vekselbank, as a small local bank, with substantial economies of scale.

On 18 December 2020, the Eika Alliance signed an agreement on behalf of 53 member banks – in other words, all the alliance banks except for the LBA and Surnadal Sparebank – with TietoEVERY on the delivery of a new core banking system. The existing system comes from Danish software provider SDC. The agreement with TietoEVERY is expected to provide substantial cost savings for the alliance banks in Eika compared with the current arrangement. It runs for five years with extension opportunities for a total of four more. This agreement will strengthen the long-term competitiveness of the alliance banks through substantially enhanced cost efficiency, stronger development capabilities and greater strategic flexibility. The banks will acquire a forward-looking IT platform which meets ever-growing customer expectations for digital solutions and services. With a conversion plan set to be determined during the first quarter of 2021, the transition to TietoEVERY's solutions is expected to be implemented in the second half of 2022 and possibly into 2023. In connection with the adoption of a new core banking system by the Eika Alliance from 2022, management of residential mortgages in Eika Boligkreditt's cover pool will be converted from today's lending system supplied by BanQsoft to the new core banking system delivered by TietoEVERY.

### Change to maximum loan-to-value for residential mortgages

With effect from 10 December 2019, Eika Boligkreditt increased its maximum LTV for residential mortgages from 60 per cent to the legal limit of 75 per cent. This corresponds to the ceiling applied by other Norwegian



mortgage lenders. The right of the owner banks to transfer residential mortgages with up to 75 per cent LTV is conditional on entering into a supplementary agreement to their distribution agreement. Most of the owner banks are expected to take advantage of the new LTV limit.

An important reason for raising the maximum LTV is to increase the range of residential mortgages in the Eika Alliance which qualify for financing by Eika Boligkreditt, and thereby provide the Eika banks with competitive terms for covered-bond financing which are closer to those available to other banks. The change will also increase flexibility for the Eika banks when they need to replace mortgages in the cover pool.

### Change to target return on equity for Eika Boligkreditt

With effect from 1 July 2020, the target return on equity for Eika Boligkreditt's underlying operations was altered from three-months Nibor plus two percentage points to zero. The background for this change was that the owner banks prefer to receive their return from Eika Boligkreditt's operations exclusively in the form of commissions rather than a split with the main emphasis on return commissions and some in the form of dividend.

### Borrowing

The company's total borrowing (liabilities established through the issue of securities) amounted to NOK 106.1 billion at 31 December 2020, up by NOK 11.8 billion from 1 January. Eika Boligkreditt issued bonds and certificates corresponding to NOK 17.9 billion in 2020. Of these, 59.1 per cent were issued in euros and 40.9 per cent in Norwegian kroner. Covered bonds accounted for 92.7 per cent of the total issue volume. During

2020, repurchases of the company's own bonds before their call date and bonds redeemed at their call date amounted to NOK 9.9 billion. The company's covered-bond issues are conducted under its EMTCN Programme, which is listed on the Irish Stock Exchange. This programme was last revised in October 2020. The borrowing limit in the programme is EUR 20 billion. Issues in 2020 and the three previous years by sector are presented in the table on the right. The issue volume in 2020 was more or less in line with expectations at 1 January.

The bond market was characterised in 2020 by a high level of activity, particularly in the first quarter. But activity also increased in the fourth quarter after the European Central Bank (ECB) stepped up its bond-buying programme again to EUR 20 billion in net purchases with effect from November. The move reflected weaker growth and inflation prospects for the eurozone. The credit margin paid by Eika Boligkreditt when issuing new covered bonds with a five-year tenor in Norwegian kroner declined by about 10 basis points during 2020. The average tenor for covered bonds issued in 2020 was 6.45 years. The average tenor for the company's borrowing portfolio declined from 3.96 years at 1 January 2020 to 3.78 at 31 December. The table on the right shows the breakdown of the company's borrowing in various instruments.

### Profit and loss account Pre-tax profit

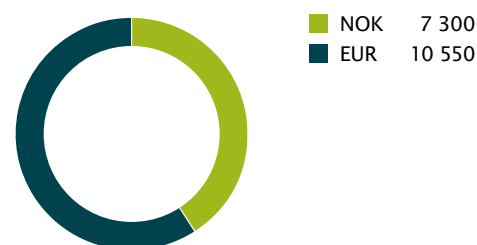
Eika Boligkreditt delivered a pre-tax profit of NOK 152.6 million for 2020, compared with NOK 102.2 million the year before. Profit was affected by value changes to financial instruments, which yielded a net gain of NOK 43 million (2019: net loss of NOK 6 million).

### ISSUES BY SECTOR

(Amounts in NOK million)	2020	2019	2018	2017
Covered bonds (issued in EUR)	10 550	5 586	4 848	9 298
Covered bonds (issued in NOK)	6 000	7 250	10 650	7 625
Senior unsecured bonds (issued in NOK)	1 300	1 200	750	1 800
Subordinated loans (issued in NOK)	-	250	325	-
<b>Total issued</b>	<b>17 850</b>	<b>14 287</b>	<b>16 573</b>	<b>18 723</b>

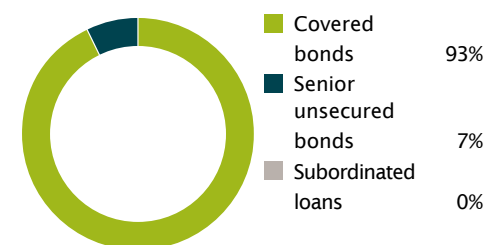
### ISSUES BY CURRENCY

(in NOK mill) in 2020



### ISSUES BY SECTOR

(in %) in 2020



### BORROWING IN VARIOUS INSTRUMENTS

(Capitalised amounts in NOK million)	31 Dec 2020	31 Dec 2019
Covered bonds	102 378	90 751
Senior unsecured bond loans	3 749	3 549
Subordinated loans	724	889
<b>Total issued</b>	<b>106 851</b>	<b>95 189</b>

Pre-tax profit for 2020 excluding changes to the fair value of financial instruments was thereby NOK 109.6 million (2019: NOK 108.2 million). A total of NOK 25.8 million in interest on tier 1 perpetual bonds in 2020 (2019: NOK 30.2 million) is not presented as an interest expense in the income statement, but as a reduction in equity.

### Net profit

Net profit for 2020 includes NOK 98.7 million in positive value changes to basis swap agreements (2019: NOK 53 million),

so that net profit came to NOK 204 million (2019: NOK 133.4 million) when account is taken of value changes to basis swaps and other value changes recognised through other income and expenses. Net profit for 2020 was significantly affected by value changes to basis swaps on the company's derivatives. Eika Boligkreditt is an active issuer of bonds in foreign currencies, principally in euros but occasionally in others. All borrowing in foreign currencies is hedged to Norwegian kroner in the derivative market through currency swaps. A pricing and risk

component in these derivative contracts is the currency basis, which is a premium (or deduction) for swapping cash flow in one currency with cash flow in another. Changes to this premium could give unrealised value changes related to the currency swap contracts. Over the term of the derivatives, the effect of such value changes will be zero. The accounting effects will thereby reverse until the derivatives mature. This means that changes in the value of the currency basis only have accrual effects with regard to unrealised gains and losses in the financial statements, but no realised gains or losses over the term of the derivative unless Eika Boligkreditt realises the derivative early.

## Income

The company's total interest income amounted to NOK 2 230 million in 2020, compared with NOK 2 624 million the year before. This change reflected lower interest rates on residential mortgages because of a fall in the interbank rate.

## Net interest income

Net interest income amounted to NOK 812 million in 2020, compared with NOK 648 million the year before. This reflected higher margins on residential mortgages because borrowing costs declined by more than interest rates on lending. Expensing NOK 20.8 million in contributions to the Norwegian Banks Guarantee Fund's resolution fund in 2020 also reduced net interest income. About 90 per cent of the residential mortgages in Eika Boligkreditt's portfolio have a variable interest rate. This means that the company, in consultation with the owner banks, can adjust the interest rate on its mortgages in line with interest-rate fluctuations in the market.

## Distributor commissions

Distributor commissions to the owner banks, including arrangement commissions, amounted to NOK 675 million in 2020, compared with NOK 513 million the year before. This rise must be viewed in relation to higher margins on residential mortgages and growth in the residential mortgage portfolio.

## Balance sheet and liquidity

### Balance sheet

Assets in the company's balance sheet amounted to NOK 120.6 billion at 31 December 2020, up by NOK 14.7 billion over the year. Lending to customers rose by NOK 4.6 billion or 5.4 per cent from 31 December 2019.

### Borrowing

The company's total borrowing (liabilities established through the issue of securities) amounted to NOK 106.1 billion at 31 December, up by NOK 11.8 billion from the end of 2019.

### Liquidity

New financing totalling NOK 17.9 billion was raised by Eika Boligkreditt in 2020. Over the same period, the residential mortgage portfolio increased by NOK 4.6 billion. Covered bonds maturing and being redeemed early amounted to NOK 9.9 billion, while repurchases and redemptions of tier 1 perpetual bonds and subordinated loans came to NOK 164.7 million. A dividend of NOK 103.9 million was also paid to the owners. Cash collateral received from counterparties to derivative agreements increased by NOK 2.9 billion in 2020. Overall liquidity for the company increased by about NOK 6.4 billion in 2020. Counterparties to hedging contracts provided the company with NOK 6.9 billion in

cash collateral during 2020. Cash collateral is held as bank deposits, repurchase agreements and various high-quality securities. In addition to straightforward cash collateral, the company received collateral in the form of securities (high-quality bonds) with a value corresponding to NOK 1.3 billion. The value of the securities provided as collateral is not included in the company's balance sheet. At 31 December, Eika Boligkreditt had an overall liquidity portfolio of NOK 20.8 billion – including NOK 6.9 billion in cash collateral received. In line with the regulations governing covered bonds, this liquidity is exclusively invested in a way which ensures low risk and a high degree of liquidity. It was invested at 31 December 2020 in Norwegian and European government securities, municipal bonds, covered bonds and repurchase agreements, and as deposits in banks with an international rating of A-/A3 or better. The size of the company's liquidity reserve, combined with a relatively low return resulting from a very conservative investment universe, involves not insignificant costs for the company. Given continued strong growth in the mortgage portfolio and a conservative liquidity policy, Eika Boligkreditt has nevertheless elected to maintain a relatively high liquidity ratio. The company has an agreement with the owner banks and OBOS on purchasing covered bonds. This facility is intended to secure liquidity for the company in circumstances where it cannot borrow in the financial market.

## Risk management and capital adequacy ratio

Eika Boligkreditt had a total primary (tier 2) capital of NOK 6.4 billion at 31 December 2020, virtually unchanged from 1 January. The company redeemed the NOK 131.4

million outstanding on a subordinated loan at its call date during the first quarter. Notice of this redemption was given on 17 October 2019, and its implementation in January 2020 did not affect the company's primary capital during the year since it had already been taken into account at the end of 2019.

Eika Boligkreditt has residential mortgages which are secured by up to 75 per cent of the mortgaged property's value on origination. The basis for calculating the capital adequacy ratio increased by NOK 3.1 billion during 2020, and amounted to NOK 37.2 billion at 31 December. This amount represents a quantification of Eika Boligkreditt's risk, of which credit risk is calculated in accordance with the standardised method in the (EU) 575/2013 (CRR) regulation. The growth in the total calculation basis reflects almost entirely the increase in the company's residential mortgage portfolio, greater exposure to the company's derivative counterparties and the rise in cash collateral received. Furthermore, the calculation basis for the risk of capital valuation adjustment (CVA) by counterparties to derivatives was NOK 2.2 billion at 31 December, an increase of about NOK 524 million from the same date in 2019.

The company's capital targets are set as follows.

	(At 31 Dec)	
Core tier 1 capital	12.0%	(13.7%)
Tier 1 capital	13.5%	(15.2%)
Primary capital (tier 2 capital)	15.5%	(17.2%)

These targets are adequate in relation to legal provisions, the company's Pillar 2 requirement of 0.5 per cent, and capital requirements based on the company's internal risk assessment. As shown in the table above, the



## DEVELOPMENT IN CAPITAL ADEQUACY

(Amounts in NOK million)

	31 Dec 2020		31 Dec 2019	
Risk-weighted calculation basis	37 222		34 074	
Core tier 1 capital	5 099	13.7%	5 074	14.9%
Tier 1 capital	5 673	15.2%	5 648	16.6%
Total primary capital (tier 2 capital)	6 397	17.2%	6 372	18.7%

prevailing buffer requirements were met at 31 December 2020. The company's capital targets were reduced by 1.5 percentage points from 13 March 2020. This was because the Norwegian Ministry of Finance resolved, on the advice of Norges Bank, to reduce the requirement for the countercyclical capital buffer from 2.5 to one per cent with effect from that date. Given economic developments and the outlook for losses and lending capacity at the banks, Norges Bank will give advice on an increase in buffer capacity during 2021. Normally, the requirement to implement a higher countercyclical capital buffer would then arise at the earliest in the course of 2022. To meet the expected continued growth in lending, the company will seek capital expansions in order to satisfy its targets for core tier 1, tier 1 and tier 2 capital. In addition to capital provided by the owner banks, Eika Boligkreditt will seek to use the financial market to satisfy its capital targets. The table on the next page presents the development in capital adequacy.

### Risk exposure

Activities in Eika Boligkreditt AS are exposed to various forms of risk. The company gives great emphasis to good continuous management and control of all the risks to which it is exposed. The board has implemented a framework for risk management and control which builds on the Coso framework for coherent risk management. This defines

the company's willingness to accept risk and the principles for managing risk and capital, which build on the Basel II regulations. Strategies, routines and instructions have been developed in connection with risk reviews to ensure that the company handles various risk factors in a satisfactory manner. Periodic checks are conducted to ensure that risk management routines are complied with and function as intended. The company is primarily exposed to the following risks: strategic and business, credit and counterparty, market, liquidity and refinancing, and operational – including compliance.

### Strategic and business risk

Strategic and business risk is the risk of weakened profitability because of changes in external conditions, such as the market position or government regulations. It comprises rating, reputational, owner, and reward and incentive risk. The fact that the banks which transfer mortgages are also the company's shareholders reduces its strategic risk. Risk is further reduced because the costs of the company's distribution system depend directly on the size and quality of the portfolio. Agreements with non-shareholder banks will moderately increase the strategic risk. Rating risk relates to the financing and rating risk which the company is exposed to. In addition to the company's own reputation, reputational risk is linked to a considerable extent to Eika as a brand.

### Credit and counterparty risk

Eika Boligkreditt is exposed to credit risk from granting credit to its customers. This risk relates primarily to the mortgages included in the company's cover pool. The granting of credit is managed through strategies for asset liability management, credit risk on loans and the credit manual, and through compliance with the administrative approval procedures and a well-developed set of rules for procedures and documentation which help to ensure adequate consideration. Portfolio risk is continuously monitored in order to expose possible defaults and to ensure rapid and adequate treatment of non-performing mortgages and advances. The risk of loss is further reduced through guarantees from the owner banks. The company also has counterparty risk in established derivative contracts with other financial undertakings. Extensive frameworks have been established for managing counterparty risk, related both to capital management and derivatives. A credit support annex has also been established in association with ISDA agreements with all derivative counterparties, which limits Eika Boligkreditt's counterparty risk in that the counterparty unilaterally provides cash collateral when changes occur in the market value of the derivatives. The company is exposed to climate risk, including transition, physical and liability risk, primarily through the properties accepted by the company as collateral for residential mortgages. Government or market requirements could lead to a fall in value for properties with high energy consumption or a large climate footprint. Physical risk could mean that extreme weather causes damage to properties, which may in turn increase the likelihood of defaults because of financial loss and the reduction in the value of the mortgaged property.

### Market risk

The market risk included in the company's risk limits consists of interest-rate risk on the balance sheet total and credit spread risk related to securities. Risk associated with net interest income on the balance sheet total arises from differences between interest terms for borrowing and lending as well as from the company borrowing in different markets than those it lends to, so that the borrowing interest rate may change without the company being able to adjust the lending rate equally quickly. This risk is reduced by coordinating the interest terms for borrowing and lending. The company is also exposed to credit spread risk on its investment of surplus liquidity. Through strategies for asset liability and capital management, exposure limits have been established for the total credit spread and interest-rate risk, maximum and average duration in the balance sheet, and maximum and average tenor for investments.

### Currency risk

The company is exposed to currency risk through its borrowings in foreign currencies. Because the company exclusively lends money in Norwegian kroner, all currency risk related to borrowing in foreign currencies will be hedged through the use of financial derivatives in line with the company's strategy for asset liability management.

### Operational risk

This type of risk and source of loss relates to day-to-day operation, including failures in systems and routines, lack of competence or mistakes by suppliers, staff and so forth. Operational risk includes compliance, legal, default and data protection risk, as well as risk associated with money laundering and funding terrorism. The company

has developed strategies for operational and IT risks, descriptions of routines, formal approval procedures and so forth. Together with a clear and well-defined division of responsibility, these measures are designed to reduce operational risk. The company has relevant contingency plans for dealing with emergencies.

### Refinancing and liquidity risk

A liquidity risk, including a refinancing risk, is associated with the company's business. This is the risk that the company will not be able to meet its liabilities when they fall due without incurring heavy costs in the form of expensive refinancing or facing the need to realise assets prematurely. Eika Boligkreditt has substantial external funding and expects continued growth in its mortgage portfolio. In order to keep liquidity risk at an acceptably low level, the company's financing strategy emphasises a good spread of financial instruments, markets and maturities for its borrowings and for investments made in managing surplus liquidity. As described above in the section covering agreements on liquidity and capital support, the company has an agreement with the owner banks on the purchase of covered bonds which reduces the company's liquidity and refinancing risk.

### Internal control for financial reporting

Eika Boligkreditt has established frameworks for risk management and internal control related to its financial reporting process. These are considered by the board on an annual basis or as and when required. The purpose of risk management and internal control is to reduce risk to an acceptable level. The company is organised with a chief accounting officer responsible for the

company's accounting function. In addition, the company purchases accounting services such as accountancy and financial reporting from Eika Gruppen AS. The company's accounting department is responsible for seeing to it that all financial reporting complies with applicable legislation, accounting standards and board guidelines. Furthermore, the department has established routines to ensure that financial reporting meets acceptable quality standards. All transactions are registered in the front office system and detailed reconciliation checks are conducted on a daily and monthly basis, while control measures such as reasonableness and probability tests have been established. These measures help to ensure that the company's reporting is accurate, valid and complete.

### Election and replacement of directors

Candidates for directorships are proposed by the company's nomination committee. This body is enshrined in the articles of association, and the general meeting has established guidelines for it. Fees for members of the nomination committee are determined by the general meeting. Pursuant to the company's articles, the composition of the nomination committee must represent the interests of the shareholders. It has not been the tradition to appoint members to the nomination committee from the company's board or executive management. The nomination committee recommends candidates to sit on the board and the nomination committee, as well as fees for the members of these bodies. The committee has traditionally explained its recommendations orally at the general meeting. The nomination committee consults the chair and the CEO, and encourages contributions to the nomination process from the

regional networks in the Eika Alliance. In this way, the alliance regions function as a channel for proposals to the committee without preventing shareholders contacting the committee directly should they so desire.

### Working environment, sustainability and corporate social responsibility in Eika Boligkreditt

Eika Boligkreditt's clear intentions is to have a good and secure working environment, and to be a positive contributor in general to society and in particular to the many local communities where its owner banks are located. The company's strategy makes it clear that Eika Boligkreditt's vision is to strengthen the local banks. Eika Boligkreditt therefore works closely with the Eika Alliance at a strategic level to ensure a common standard for ambitions and goals, based on a suitable framework for dealing with environmental, social and governance (ESG) aspects. In that connection, the company has drawn up a separate document on corporate social responsibility and sustainability. This reports on the company's specific efforts to ensure sustainable societal development and a healthy working environment. It forms part of the annual report for 2020, and can be found from [page 17](#).

### Comments on the annual financial statements

The financial statements for 2020 have been prepared in accordance with the International Financial Reporting Standards (IFRS) as adopted by the EU. The board is of the opinion that the financial statements, including the balance sheet, give a true and fair view of the operations and financial position of the company at 31 December. The directors' report also gives a true and

fair view of the development and results of operations and of the company's financial position. Interest income totalled NOK 2 230 million, interest charges NOK 1 418 million, net interest income NOK 812 million, and net interest charges after commission costs NOK 165 million in 2020. No losses were incurred in 2020 on loans or guarantees. The financial statements for 2020 show a net profit of NOK 203 959 000 for the period, compared with NOK 133 368 000 for 2019.

### Going concern

Pursuant to section 3-3 of the Norwegian Accounting Act, the board confirms that the financial statements for the year have been compiled on the assumption that the company is a going concern. No significant events have occurred since the balance sheet date which are expected to affect the company's business.

### Balance sheet, liquidity and capital adequacy ratio

The book value of equity was NOK 5 851 million at 31 December 2020. Eika Boligkreditt had a capital adequacy ratio of 17.2 per cent at that date. The capital adequacy ratio is calculated in accordance with the standardised method specified by Basel II.

### Allocation of net profit

Net profit for 2020 is NOK 203 959 000 after taking account of NOK 98 710 000 in positive value changes to basis swaps. The reserve for unrealised gains has been increased by NOK 17 992 000 related to changes in the fair value of financial instruments. This increase thereby reduces the amount available for distribution as dividend correspondingly. When assessing its dividend proposal for 2020, the board has emphasised conducting

a consistent dividend policy over time. NOK 12 631 000 has also been allocated to a fund for valuation differences related to the positive difference between the carried amount in the balance sheet and the acquisition price for investments in shares in associated companies. Eika Boligkreditt is considered to have good capital adequacy, with a good buffer against its capital requirements. The company has assessed the risk of breaching its capital targets and of actual losses on residential mortgages as low. In addition, a dividend will remain within the Eika Alliance and contribute to strengthening the system as a whole. The board therefore proposes to pay a dividend of NOK 146 267 000 to the owner banks for 2020. NOK 25 789 000 of the overall profit is attributed to investors in the tier 1 perpetual bonds, and NOK 1 280 000 has been allocated to other equity. Furthermore, the dividend payment is considered to leave Eika Boligkreditt with a prudent level of equity and liquidity.

The dividend is also justified by the contractual capitalisation commitments which apply to the owner banks, and which are outlined in the section above concerning agreements on liquidity and capital support.

## Outlook

The company's financing of the owner banks grew by a net NOK 4.6 billion over the past 12 months, representing a 12-monthly growth of 5.4 per cent. Adjusted for the agreed reduction in OBOS-banken's financing, the

12-monthly growth was 6.3 per cent. Statistics Norway's credit indicator showed an increase of 4.9 per cent in Norwegian household debt during 2020.

According to the latest lending survey from Norges Bank, demand for borrowing by households and non-financial enterprises was more or less unchanged during the autumn's wave of infection. Nor did the rise in infections during the autumn yield the same demand for interest-only mortgage terms as in the first wave earlier in the year. Overall, although certain banks reported some increase in requirements for security and equity in the hardest-hit sectors, borrowing terms were also unchanged.

The house price report from Real Estate Norway showed that average Norwegian house prices rose by 8.7 per cent in 2020. This represents the strongest growth since the 2016 record, and can largely be explained by the sharp fall in interest rates for residential mortgages related to the coronavirus measures in monetary policy. Norges Bank reduced its base rate in three stages from 1.5 to zero per cent in the spring of 2020. House prices in Oslo rose by no less than 12 per cent during the year. In addition to the contribution from reduced interest rates, low levels of supply and housebuilding represent an important driver of price developments in the capital. Looking ahead, house prices are expected to grow somewhat more slowly than in 2020 because much of the effect of lower interest rates should have been exhausted.

The credit margin for covered bonds with a five-year tenor in Norwegian kroner issued by Eika Boligkreditt contracted by about 10 basis points in both Norwegian kroner and euros. The credit margin is also expected to remain low in 2021, with good help from the ECB's bond purchase programme and other long-term ECB loan arrangements for banks in the eurozone.

The coronavirus epidemic is hitting the Norwegian and international economies hard, with much of normal economic activity locked down in many countries. Norway is also hit hard, but less than many other countries and less than many forecasters predicted. In its economic trends report of 9 December, Statistics Norway expected the mainland economy to contract by three per cent in 2020, before reversing in 2021 with a growth of 3.7 per cent. Unemployment in December was 3.9 per cent, representing a reduction of more than 60 per cent from the peak of 10.4 per cent at 31 March, but still substantially higher than before the epidemic and marginally higher than before the round of tightened infection controls in November.

Losses on lending by the banks will depend on the scope and duration of the epidemic, and on which countermeasures are adopted by the government. The use of oil revenues is being clearly reduced next year (by NOK 90 billion), since the need for coronavirus measures will be lower than earlier expected. The budget stimulation will thereby be clearly negative (by 2.9 per cent).

Corrected for the coronavirus measures, however, the stimulation is estimated at one per cent next year. The government budget assumes a decline of 3.1 per cent in the mainland economy for 2020 (marginally below the Statistics Norway estimate of three per cent in the economic trends report) and an upturn of 4.4 per cent in 2021 (Statistics Norway estimates 3.7 per cent). According to estimates from the Labour and Welfare Administration (NAV), unemployment is expected to decline further to 3.1 per cent. The government appears rather more optimistic about the recovery of the economy than most other analysts.

All in all, the Eika banks are very well capitalised with a good buffer against their capital requirements. This means they are well placed in terms of capital adequacy to cope with the challenges presented by the coronavirus epidemic.

Despite a more complex macroeconomic position and expectations of increased losses for Norwegian banks in the time to come, investor interest in new covered bond issues in euros and Norwegian kroner is expected to be good in 2021. Eika Boligkreditt therefore expects to be an active issuer in both Norwegian and international financial markets during the coming year. Its financing requirement in 2021 is expected to be on a par with or somewhat higher than in 2020, which indicates three new covered-bond issues in benchmark format.

Oslo, 11 March 2021

The board of directors for Eika Boligkreditt AS

Dag Olav Løseth  
Chair

Rune Iversen

Olav Sem Austmo

Terje Svendsen

Torleif Lilløy

Gro Furunes Skårsmoen

Kjartan M Bremnes  
CEO



## Declaration pursuant to section 5-5 of the Norwegian Securities Trading Act

We hereby confirm that the company's financial statements for the period from 1 January to 31 December 2020 have been prepared to the best of our knowledge in accordance with prevailing accounting standards, and that the information provided in the financial statements gives a true and fair view of the company's assets, liabilities, financial position and performance as a whole.

To the best of our knowledge, the annual report provides a true and fair view of important events during the accounting period and their influence on the financial statements, plus a description of the most important risk factors and uncertainties facing the company during the next accounting period.

Oslo, 11 March 2021  
The board of directors for Eika Boligkreditt AS

Dag Olav Løseth  
*Chair*

Rune Iversen

Olav Sem Austmo

Terje Svendsen

Torleif Lilløy

Gro Furunes Skårsmoen

Kjartan M Bremnes  
*CEO*

## Statement of comprehensive income

Amounts in NOK 1 000	Notes	2020	2019
<b>INTEREST INCOME</b>			
Interest from loans to customers at amortised cost		1 917 207	2 239 530
Interest from loans to customers at fair value		161 079	151 353
Interest from loans and receivables on credit institutions		27 951	19 770
Interest from bonds, certificates and financial derivatives		88 140	179 252
Other interest income at amortised cost		33 033	32 118
Other interest income at fair value		2 461	1 882
<b>Total interest income</b>		<b>2 229 871</b>	<b>2 623 905</b>
<b>INTEREST EXPENSES</b>			
Interest on debt securities issued		1 373 221	1 929 706
Interest on subordinated loan capital		21 009	25 973
Contribution to the Norwegian Banks' Guarantee Fund's Resolution Fund		20 842	18 355
Other interest expenses		2 849	1 792
<b>Total interest expenses</b>		<b>1 417 921</b>	<b>1 975 826</b>
<b>Net interest income</b>		<b>811 949</b>	<b>648 079</b>
<b>Commission costs</b>	23	<b>646 521</b>	<b>489 852</b>
<b>Net interest income after commissions costs</b>		<b>165 428</b>	<b>158 227</b>
Income from shares in associated company		12 631	19 117
<b>Total income from shares</b>	14	<b>12 631</b>	<b>19 117</b>
<b>NET GAINS AND LOSSES ON FINANCIAL INSTRUMENTS AT FAIR VALUE</b>			
Net gains and losses on bonds and certificates	11	(1 303)	-
Net gains and losses of fair value hedging on debt securities issued	8, 11	7 774	(5 264)
Net gains and losses on financial derivatives	11	(150 131)	34 383
Net gains and losses on loans at fair value	11	186 706	(34 245)
Fair value adjustment, shares	11	-	(850)
<b>Total gains and losses on financial instruments at fair value</b>		<b>43 046</b>	<b>(5 976)</b>
Other income		16	63
<b>SALARIES AND GENERAL ADMINISTRATIVE EXPENSES</b>			
Salaries, fees and other personnel expenses	17, 18	31 304	32 256
Administrative expenses	24	19 310	18 326
<b>Total salaries and administrative expenses</b>		<b>50 613</b>	<b>50 581</b>
Depreciation	13	4 135	3 945
Other operating expenses	24	13 728	14 696
Losses on loans and guarantees	4	-	-
<b>PROFIT BEFORE TAXES</b>		<b>152 644</b>	<b>102 208</b>
Taxes	20	28 790	13 546
<b>PROFIT FOR THE PERIOD</b>		<b>123 854</b>	<b>88 662</b>
Net gains and losses on bonds and certificates	11	8 097	6 634
Net gains and losses on basis swaps	11	98 710	52 974
Taxes on other comprehensive income	20	(26 702)	(14 902)
<b>COMPREHENSIVE INCOME FOR THE PERIOD</b>		<b>203 959</b>	<b>133 368</b>

Of the total comprehensive income for the period, NOK 146.3 million is attributable to the shareholders of the company, NOK 25.8 million to the hybrid capital investors, NOK 18.0 million to the fund for unrealised gains, NOK 12.6 million to the fund for valuation differences and NOK 1.3 million to other equity.



# Balance sheet

## Assets

Amounts in NOK 1 000	Notes	31 Dec 2020	31 Dec 2019
<b>ASSETS</b>			
<b>Lending to and receivables from credit institutions</b>	<a href="#">4</a> , <a href="#">10</a> , <a href="#">12</a>	971 759	968 309
<b>Lending to customers</b>	<a href="#">4</a> , <a href="#">9</a> , <a href="#">10</a> , <a href="#">12</a> , <a href="#">16</a>	89 268 662	84 718 544
<b>Other financial assets</b>	<a href="#">4</a> , <a href="#">10</a> , <a href="#">21</a>	105 662	142 095
<b>Securities</b>			
Bonds and certificates at fair value	<a href="#">4</a> , <a href="#">9</a>	19 810 358	13 362 946
Financial derivatives	<a href="#">4</a> , <a href="#">8</a> , <a href="#">9</a>	10 302 016	6 478 291
Shares	<a href="#">9</a> , <a href="#">10</a> , <a href="#">14</a>	1 650	1 650
<b>Total securities</b>		30 114 024	19 842 887
<b>Shares in associated company</b>	<a href="#">14</a>	57 441	63 685
<b>Intangible assets</b>			
Deferred tax assets	<a href="#">20</a>	25 864	77 868
Intangible assets	<a href="#">13</a>	3 270	4 553
<b>Total other intangible assets</b>		29 133	82 421
<b>Tangible fixed assets</b>			
Right-of-use assets	<a href="#">13</a>	15 932	16 701
<b>Tangible fixed assets</b>		15 932	16 701
<b>TOTAL ASSETS</b>		120 562 614	105 834 641



# Balance sheet

## Liabilities and equity

Amounts in NOK 1 000	Notes	31 Dec 2020	31 Dec 2019
<b>LIABILITIES AND EQUITY</b>			
<b>Loans from credit institutions</b>	<a href="#">4, 5</a>	6 881 420	3 937 698
<b>Financial derivatives</b>	<a href="#">5, 8, 9, 10</a>	164 377	68 756
<b>Debt securities issued</b>	<a href="#">5, 6, 10, 12, 15</a>	106 127 106	94 300 106
<b>Other liabilities</b>	<a href="#">5, 10, 22</a>	792 002	840 908
<b>Pension liabilities</b>	<a href="#">19</a>	5 974	5 021
<b>Lease obligations</b>	<a href="#">13</a>	16 267	16 593
<b>Subordinated loan capital</b>	<a href="#">5, 10, 12, 15</a>	724 343	889 050
<b>TOTAL LIABILITIES</b>		114 711 488	100 058 132
<b>Called-up and fully paid capital</b>			
Share capital	<a href="#">25</a>	1 225 497	1 225 497
Share premium		3 384 886	3 384 886
Other paid-in equity		477 728	477 728
<b>Total called-up and fully paid capital</b>	<a href="#">25, 26</a>	5 088 111	5 088 111
<b>Retained earnings</b>			
Fund for unrealised gains		27 588	9 596
Fund for valuation differences		13 911	20 155
Other equity		147 283	84 736
<b>Total retained equity</b>	<a href="#">26</a>	188 782	114 487
<b>Hybrid capital</b>			
Tier 1 capital		574 232	573 912
<b>Total hybrid capital</b>	<a href="#">26</a>	574 232	573 912
<b>TOTAL EQUITY</b>		5 851 125	5 776 510
<b>TOTAL LIABILITIES AND EQUITY</b>		120 562 614	105 834 641

Oslo, 11 March 2021

The board of directors for Eika Boligkreditt AS

Dag Olav Løseth  
*Chair*

Rune Iversen

Olav Sem Austmo

Terje Svendsen

Torleif Lilløy

Gro Furunes Skårsmoen

Kjartan M Bremnes  
*CEO*

## Statement of changes in equity

Amounts in NOK 1 000	Share capital <sup>1</sup>	Share premium <sup>1</sup>	Other paid in equity <sup>2</sup>	Fund for unrealised gains <sup>3</sup>	Fund for valuation differences <sup>4</sup>	Other equity <sup>5</sup>	Tier 1 perpetual bonds <sup>6</sup>	Total equity
<b>Balance sheet as at 1 January 2018</b>	<b>1 003 932</b>	<b>2 681 450</b>	<b>477 728</b>	<b>14 700</b>	<b>-</b>	<b>42 297</b>	<b>549 540</b>	<b>4 769 647</b>
Result for the period	-	-	-	(4 435)	-	28 286	28 640	52 491
Equity issue	89 387	285 614	-	-	-	-	-	375 001
Accrued unpaid interest tier1 capital	-	-	-	-	-	-	(29 606)	(29 606)
Hybrid capital	-	-	-	-	-	-	156 400	156 400
Taxes on interest tier 1 capital	-	-	-	-	-	7 160	-	7 160
Dividends for 2017	-	-	-	-	-	(41 282)	-	(41 282)
<b>Balance sheet as at 31 December 2018</b>	<b>1 093 319</b>	<b>2 967 063</b>	<b>477 728</b>	<b>10 265</b>	<b>-</b>	<b>36 461</b>	<b>704 974</b>	<b>5 289 811</b>
Result for the period	-	-	-	(669)	20 155	83 722	30 161	133 369
Equity issue	132 177	417 823	-	-	-	-	-	550 000
Accrued unpaid interest tier1 capital	-	-	-	-	-	-	(29 824)	(29 824)
Hybrid capital	-	-	-	-	-	-	(131 400)	(131 400)
Taxes on interest tier 1 capital	-	-	-	-	-	-	-	-
Dividends for 2018	-	-	-	-	-	(35 445)	-	(35 445)
<b>Balance sheet as at 31 December 2019</b>	<b>1 225 496</b>	<b>3 384 886</b>	<b>477 728</b>	<b>9 596</b>	<b>20 155</b>	<b>84 736</b>	<b>573 912</b>	<b>5 776 510</b>
Result for the period	-	-	-	17 992	(6 244)	166 420	25 790	203 958
Equity issue	-	-	-	-	-	-	-	-
Accrued unpaid interest tier1 capital	-	-	-	-	-	-	(25 468)	(25 468)
Hybrid capital	-	-	-	-	-	-	-	-
Dividends for 2019	-	-	-	-	-	(103 873)	-	(103 873)
<b>Balance sheet as at 31 December 2020</b>	<b>1 225 496</b>	<b>3 384 886</b>	<b>477 728</b>	<b>27 588</b>	<b>13 911</b>	<b>147 281</b>	<b>574 235</b>	<b>5 851 125</b>

The specification of equity comprises accounting items pursuant to the provisions in the Norwegian Private Limited Liability Companies Act:

<sup>1</sup> Share capital and the share premium comprises paid-in capital.

<sup>2</sup> Other paid-in capital comprises paid-in capital which has earlier been taken from the share premium reserve.

<sup>3</sup> The fund for unrealised gains comprises from value changes on financial instruments at fair value.

<sup>4</sup> The fund for valuation differences comprises the positive difference between the carried amount in the balance sheet and the acquisition price for investments in shares in associated companies.

<sup>5</sup> Other equity comprises earned and retained profits.

<sup>6</sup> Tier 1 perpetual bonds form part of tier 1 capital pursuant to section 3a of the Norwegian regulations concerning the calculation of regulatory capital. A regulatory right of redemption also exists. Should government regulations introduce changes which affect the extent to which the capital can be regarded as tier 1 capital, the bonds can be redeemed at a price equal to 100 per cent plus accrued interest. The company has recognised the following tier 1 perpetual bonds as equity:

- Tier 1 perpetual bond, issued NOK 100 million in 2017, with interest terms of three months Nibor plus 3.25 per cent. The loan provides for a call at 16 June 2022, and quarterly thereafter on each date interest payment falls due.
- Tier 1 perpetual bond, issued NOK 200 million in 2018, with interest terms of three months Nibor plus 3.15 per cent. The loan provides for a call at 2 February 2023, and quarterly thereafter on each date interest payment falls due.
- Tier 1 perpetual bond, issued NOK 275 million in 2018, with interest terms of three months Nibor plus 3.75 per cent. The loan provides for a call at 30 October 2023, and quarterly thereafter on each date interest payment falls due.

Eika Boligkreditt has the right to pay no interest to the investors. Interest is not recognised as interest expense in the profit and loss account, but as a reduction to equity.

## Statement of cash flow

Amounts in NOK 1 000	2020	2019
<b>CASH FLOW FROM OPERATING ACTIVITIES</b>		
Profit for the period	203 959	133 368
Taxes	55 492	28 448
Income taxes paid	(62 232)	(32 764)
Ordinary depreciation	1 751	1 857
Non-cash pension costs	953	946
Change in loans to customers	(4 550 118)	(2 703 859)
Change in bonds and certificates	(6 447 412)	3 230 362
Change in financial derivatives and debt securities issued	(370 503)	22 993
Interest expenses	1 417 921	1 975 826
Paid interest	(1 474 426)	(1 981 301)
interest income	(2 194 376)	(2 589 905)
received interests	2 231 328	2 578 588
Changes in other assets	(519)	356 621
Changes in short-term liabilities and accruals	162 407	28 059
<b>Net cash flow relating to operating activities</b>	<b>(11 025 774)</b>	<b>1 049 239</b>
<b>INVESTING ACTIVITIES</b>		
Payments related to acquisition of fixed assets	(468)	(1 294)
Share of profit/loss in associated companies	(12 631)	(19 117)
Payments from shares in associated companies	18 875	9 873
<b>Net cash flow relating to investing activities</b>	<b>5 776</b>	<b>(10 538)</b>
<b>FINANCING ACTIVITIES</b>		
Gross receipts from issuance of bonds and commercial paper	18 138 395	14 060 594
Gross payments of bonds and commercial paper	(9 764 618)	(15 737 748)
Gross receipts on issue of subordinated loan capital	-	249 729
Gross payments of subordinated loan capital	(164 707)	(34 952)
Gross receipts from issue of loan from credit institution	2 943 722	82 631
Gross payments from issuing tier 1 perpetual bonds	-	(131 400)
Interest to the hybrid capital investors	(25 469)	(29 823)
Payments of dividend	(103 873)	(35 445)
Paid-up new share capital	-	550 000
<b>Net cash flow from financing activities</b>	<b>11 023 450</b>	<b>(1 026 414)</b>
Net changes in lending to and receivables from credit institutions	3 452	12 287
Lending to and receivables from credit institutions at 1 January	968 307	956 021
<b>Lending to and receivables from credit institutions at end of period</b>	<b>971 759</b>	<b>968 307</b>



# Notes to the accounts

Note 1: Accounting policies	55
Note 2: Use of estimates and discretion	57
Note 3: Financial risk	58
Note 4: Credit risk	58
Note 5: Liquidity risk	63
Note 6: Market risk	64
Note 7: Other risk	64
Note 8: Financial derivatives	65
Note 9: Fair value hierarchy	66
Note 10: Classification of financial instruments	67
Note 11: Net gains and losses on financial instruments at fair value	68
Note 12: Fair value of financial instruments at amortised cost	68
Note 13: Tangible and intangible assets	69
Note 14: Shares at fair value recognised in profit in loss and shares in associated company	69
Note 15: Liabilities	69
Note 16: Cover pool	72
Note 17: Payroll costs	73
Note 18: Remuneration of senior executives, governing bodies, auditors, etc	73
Note 19: Pension cost	74
Note 20: Taxes	74
Note 21: Other Financial assets	75
Note 22: Other liabilities	75
Note 23: Commission costs	75
Note 24: Administrative and other operating expenses	75
Note 25: Share capital and shareholder information	76
Note 26: Capital adequacy ratio	77
Note 27: Ownership	78

## NOTE 1: ACCOUNTING POLICIES

### General

Eika Boligkreditt AS (EBK) is licensed as a Norwegian credit institution and permitted to issue covered bonds. The company was established on 24 March 2003, and commenced its lending operations on 15 February 2005. The company offers only residential mortgages for up to 75 per cent of the collateral value (loan to value) at origination, and these loans are distributed via the local banks (the owner banks). Residential mortgages also include mortgages for holiday homes. The company's main purpose is to ensure access for the owner banks in the Eika Alliance to long-term and competitive funding by issuing covered bonds, while simultaneously reducing future refinancing risks for the company's owner banks. EBK has prepared its financial statements for 2020 in accordance with the International Financial Reporting Standards (IFRS) as adopted by the European Union (EU).

Financial assets and liabilities are measured at amortised cost, at fair value through profit or loss or at fair value through other comprehensive income.

The annual financial statements are prepared on the assumption that the entity is a going concern. The financial statements were approved by the board of directors and authorised for issue on 11 March 2021.

### Standards and interpretations approved and in force

#### Interest rate benchmark reform (Ibor reform)

The IASB published Interest rate benchmark reform – amendments to IFRS 9 and IFRS 7 in September 2019. These changes mean that the assumption is interest rates will not alter as a result of the interbank offered rate (Ibor) reform, and hedge accounting will continue as before without alterations to hedge documentation. These amendments came into force on 1 January 2020, but could be applied earlier. Eika Boligkreditt chose to apply the IFRS 9 changes early for the reporting period ending on 31 December 2019. See [note 8](#) for further information.

### Foreign currency

#### Functional and presentation currency

The financial statements of EBK are presented in NOK, which is also the company's functional currency.

#### Foreign currency translation

In preparing the financial statements of the company, transactions in currencies other than its functional currency (foreign currencies) are recognised at the rate of exchange prevailing at the date of the transaction. At the end of each reporting period, monetary items denominated in foreign currencies are retranslated at the rates prevailing at that date.

### Revenue recognition

Interest income is recognised using the effective interest rate method. The effective interest rate is the rate which discounts estimated future cash receipts or expenses through the expected life of the financial asset or liability to the net carrying amount of that asset or liability at initial recognition. When calculating the effective interest rate, the cash flows are estimated and all fees and remunerations paid or received between the parties to the contract are included as an integrated part of the effective interest rate. Dividends on investments not treated as an associate company are recognised from the date the dividends were approved at the general meeting.

### Financial assets and liabilities

#### Recognition, derecognition and measurement

Financial assets and liabilities are recognised in the balance sheet when EBK becomes party to the contractual provisions of the instrument. Normal purchase or sale of financial instruments is recognised at the trade date.

When a financial asset or liability is recognised initially, it is measured at its fair value plus, in the

case of a financial asset or liability not at fair value through profit or loss, transaction costs directly attributable to the acquisition or issue of the financial asset or liability.

Financial assets are derecognised when the contractual rights to the cash flows from the financial assets have expired or when the company has transferred the financial asset in a transaction where all or substantially all risks and opportunity for reward related to ownership of the asset are transferred. Financial liabilities are derecognised from the balance sheet when they have terminated – in other words, when the obligation specified in the contract is discharged, cancelled or expires.

#### Classification – financial assets

Pursuant to IFRS 9, financial assets must be classified in three different measurement categories:

- amortised cost
- fair value through profit and loss
- fair value through other comprehensive income.

The measurement category is determined on initial recognition on the basis of an assessment of both a. the enterprise's business model for managing its financial assets (the business model test) b. the characteristics of the financial asset's contractual cash flow (the SPPI test).

A business model says something about how groups of financial assets are managed to achieve a specific commercial goal. A company can therefore have several different business models for managing its financial instruments. The business model test assesses whether the financial asset is held within a business model in order to receive the contractual cash flows instead of selling the asset before maturity in order to realise fair value changes. IFRS 9 groups business models in three categories:

- held to receive contractual cash flows
- held to receive contractual cash flows and for sale
- other business models.

"Other business models" is a residual category used to classify and measure financial assets held for trade or which do not fall into one of the two prescribed business models.

The solely payments of principal and interest (SPPI) test is applied at the instrument level and focuses on assessing whether the contractual terms for the individual financial asset on specified dates solely involve payment of principal and interest on the outstanding principal. Only financial assets which are debt instruments qualify for measurement at amortised cost on the basis of the SPPI test, since neither derivatives nor investment in equity instruments will meet the requirements of this test.

A financial asset is classified at amortised cost if it meets the following criteria and is not classified at fair value through profit and loss:

- the asset is held grouped in a business model where the purpose is to receive contractual cash flows
- the asset passes the SPPI test.

Where EBK is concerned, this applies to floating-rate lending to customers, lending to credit institutions and other financial assets.

An exception to the above-mentioned description is provided by cases where financial assets which would be measured on the basis of the SPPI test and an assessment of the business model at either amortised cost or fair value through other comprehensive income can be designated for measurement at fair value through profit and loss if such designation provides more relevant and reliable information to the users of the financial statements. In such cases, the company may at initial recognition classify a financial asset which otherwise meets the requirements for measurement at amortised cost or at fair value through other comprehensive income at fair value through profit and loss if such a classification eliminates or significantly reduces the accounting inconsistency which would otherwise have arisen from measuring assets and liabilities on different bases. In this case, the fair value option will be an alternative to hedge accounting. EBK has therefore opted to classify fixed-rate lending to customers at fair value through profit and loss in the same way as the interest swap agreements.

#### *Financial assets which are debt instruments*

The classification of financial assets which are debt instruments depends on the outcome of the business model and SPPI tests. If the instrument's cash flows pass the SPPI test and the business model test groups the instruments as held to receive contractual cash flows and for sale, the financial assets must be classified at fair value through other comprehensive income. EBK has assessed that the above-mentioned criteria in IFRS 9 mean that bonds and certificates can be classified at fair value with value changes through other comprehensive income.

#### *Financial assets which are derivatives*

All derivatives must basically be measured at fair value through profit and loss, but special rules apply for derivatives designated as hedging instruments.

#### *Financial assets which are equity instruments*

Investments in equity instruments do not have cash flows which are confined to payment of principal and interest on the outstanding principal, and must therefore be measured at fair value through profit and loss unless they are designated as measured at fair value through other comprehensive income. EBK has recognised such investments at fair value through profit and loss.

#### *Associated companies*

Associated companies are companies where EBK has substantial influence – in other words, can influence financial and operational decisions in the company – but does not have control over the company alone or with others. EBK has basically assumed that substantial influence is exercised in companies where the company has an investment with a shareholding of 20–50 per cent. Associated companies are recognised in accordance with the equity method. When using the equity method, the investment is recognised at the overall acquisition cost and adjusted for subsequent changes to the company's share of profit/loss in the associated company.

#### *Other financial assets*

Other financial assets not assessed to be deriva-

tives, debt instruments or equity instruments as mentioned above must be classified at amortised cost. This relates to lending to and receivables from credit institutions as well as floating-rate lending to customers.

#### *Classification – financial liabilities*

The main rule is that financial liabilities are measured at amortised cost with the exception of financial derivatives, which must be measured at fair value, financial instruments held for trade purposes, with measurement at fair value through profit and loss, and financial liabilities where the fair value option with measurement through other comprehensive income is applied. EBK only has financial derivatives held for risk management purposes, which are measured in the balance sheet at fair value with value changes recognised through profit and loss. Other liabilities are measured at amortised cost. The company has therefore classified liabilities to credit institutions, debt securities issued, subordinated loan capital and other debt in the amortised-cost measurement category.

#### *Offsetting*

Financial assets and liabilities are offset and the net amount reported in the balance sheet when EBK

- has a legally enforceable right to offset the recognised amounts, and
- intends to settle on a net basis or to realise the asset and settle the liability simultaneously.

EBK does not have financial assets and liabilities which are offset.

#### *Subsequent measurement of financial assets and liabilities*

##### *Fair value*

Financial assets classified at fair value through profit and loss or through other comprehensive income are measured at fair value on the balance-sheet date. Fair value is the amount which an asset could be exchanged for between knowledgeable, willing parties in an arm's-length transaction.

The fair value of certificates and bonds traded in an active market is based on the quoted bid price on the final day of trading up to and including

the balance-sheet date. Where certificates, bonds, shares and derivatives not traded in an active market are concerned, fair value is determined by using valuation techniques. These include the use of recently undertaken market transactions conducted at arm's length between knowledgeable and independent parties if such transactions available, referring to the current fair value of another instrument which is substantially the same in practice, and using discounted cash flow analysis. Should there be a valuation method which is in common use by market participants for pricing the instrument, and this method has proved to provide reliable estimates of prices obtained in actual market transactions, this method is used. Pursuant to IFRS 9, changes in fair value for bonds and certificates are recognised with fair value changes through other comprehensive income.

#### *Amortised cost*

Subsequent to initial recognition, financial instruments classified as loans and receivables as well as financial liabilities are measured at amortised cost using the effective interest method. The effective interest method is described in the section on revenue recognition.

#### *Impairment of financial assets*

Pursuant to IFRS 9, provisions for loss must be recognised on the basis of an expected credit loss model. The impairment rules apply to financial instruments measured at amortised cost or at fair value through other comprehensive income. Where EBK is concerned, this applies primarily to lending to customers. The combination of the lending portfolio's loan-to-value ratio and the credit guarantees provided by the owner banks means that the standard has not had significant effects for EBK's results or equity.

#### *Cash and cash equivalents*

Cash and cash equivalents include lending to and receivables from credit institutions.

#### *Cash collateral*

Pursuant to agreements with counterparties which regulate trades in OTC derivatives, collateral must be provided in certain cases. During 2020, EBK

was provided with such collateral in the form of cash. These cash sums are managed by EBK for the duration of the collateral provision, and are recognised in the balance sheet as an asset with an associated liability. Both the cash asset and the liability are thereafter measured at amortised cost.

### Hedge accounting

EBK uses fair value hedging of fixed-rate financial liabilities, where the hedged item is the swap interest element in the financial liabilities. Value changes in the hedged item attributable to the hedged risk will adjust the carrying amount of the hedged item and be recognised in profit or loss. Value changes in the hedged item and associated hedge instruments are presented under "net gains and losses of fair value hedging on debt securities issued". IFRS 9 permits the basis margin on foreign currency to be separated from a financial instrument and excluded from the designation of the financial instrument as a hedge instrument.

The company separates out the basis margin related to foreign currency from financial instruments by excluding this from earmarking of the fair-value hedge, and has identified the currency element in the hedging as a cash flow hedge. This means that the fair value changes which arise in basis swaps when utilising currency swap agreements with the company's borrowing in foreign currencies in order to convert the cash flow from euros to Norwegian kroner are recognised as a cash flow hedge. Changes in fair value related to the basis margin will therefore be recognised in other comprehensive income.

This means that changes in fair value related to the basis margin are recognised in value changes through other comprehensive income instead of in the item "net gains and losses of fair value hedging on debt securities issued" in the statement of comprehensive income, and will be accumulated in a separate component of equity.

### IFRS 16 Leases

The standard requires that all leases are recognised in the balance sheet by recognising the beneficial use of leasing an asset as an asset, while making provision for the lease obligation as a liability. EBK has only one lease, covering office premises,

which is subject to this standard. The beneficial use and lease obligation are recognised in the company's balance sheet as the present value of future rent payments over the duration of the lease. The lease duration which forms the basis for calculating future rent payments corresponds to the remaining period until the termination of the lease. Possible options are not added to the lease duration. The beneficial use is depreciated over the duration of the lease while interest on the lease obligation is expensed. Depreciation is presented together with other depreciation in the statement of comprehensive income, while interest is included in financial expenses in the statement of comprehensive income. Interest costs are calculated by applying the discount rate (the company's incremental borrowing rate) to the lease obligation.

### Intangible assets

Intangible assets consist of purchased software and are carried at acquisition cost less accumulated amortisation and possible impairment losses. Depreciation in the accounts is classified as ordinary depreciation under a depreciation schedule with a useful economic life of five years.

### Commission costs

The owner banks are paid commissions for arranging and managing residential mortgages. Such commissions are expensed on a current basis and presented in the item "commission costs" in the statement of comprehensive income. Accrued, unpaid costs to the owner banks at 31 December are accrued and recognised as liabilities in the balance sheet.

### Segment

The loans are made to private individuals and housing cooperatives. The company's business therefore comprises only one segment.

### Pensions

#### Defined contribution plans

Defined contribution plans are accounted for in accordance with the matching principle. Contributions to the pension plan are expensed.

### AFP – early retirement plan

The AFP is an early retirement pension plan for the Norwegian private sector enshrined in collective pay agreements. To benefit from the scheme, an employee must have been employed in a company affiliated to the AFP for seven of the nine years before they reach the age of 62. Premiums are calculated as a fixed percentage of annual pay between one and 7.1 times the average National Insurance base rate (G). No premiums are paid for employees after the year they reach the age of 61. All employees in the company are members of the scheme. The premium paid is expensed.

### Taxation

Income tax expense represents the sum of the tax currently payable and deferred tax, and is recognised in the statement of comprehensive income.

### Current tax

The tax currently payable is calculated on the basis of the taxable profit for the year. Taxable profit differs from the profit reported in the statement of comprehensive income because of income or expense items which are taxable or deductible in

other years, and items which are not taxable or deductible.

### Deferred tax

Deferred tax is recognised on temporary differences between the carrying amounts of assets and liabilities in the financial statements and the corresponding tax bases used in the computation of taxable profit. Deferred tax liabilities are normally recognised in the balance sheet for all taxable temporary differences. Deferred tax assets are generally recognised for all deductible temporary differences to the extent that it is probable that taxable profits will be available against which these deductible temporary differences can be utilised. The carrying amount of deferred tax assets is reviewed at the end of each reporting period and reduced to the extent that it is no longer probable that sufficient taxable profits will be available to allow all or part of the asset to be recovered.

## NOTE 2: USE OF ESTIMATES AND DISCRETION

In the application of the accounting policies described in [note 1](#), management is required to make judgements, estimates and assumptions about the carrying amounts of assets and liabilities that are not readily apparent from other sources. The estimates and associated assumptions are based on historical experience and other factors that are considered to be relevant. Actual results may differ from these estimates.

The estimates and underlying assumptions are reviewed on an ongoing basis. Revisions to accounting estimates are recognised in the period in which the estimate is revised if the revision affects only that period, or in the period of the revision and future periods if the revision affects both current and future periods.

The following are the key assumptions concerning the future, and other key sources of

estimation uncertainty at the end of the reporting period, that have a significant risk of causing a material adjustment to the carrying amounts of assets and liabilities within the next financial year.

### Lending, non-performing/doubtful loans and writedowns

Pursuant to IFRS 9, provisions for losses will be recognised on the basis of expected credit losses in the light of relevant information available at the reporting date. The combination of the low loan-to-value ratio for the residential mortgage portfolio and the credit guarantees provided by the owner banks means that the company does not expect significant effects on EBK's profit or equity. See [note 4.2.2](#) for further information.

No loans were written down at 31 December 2020. For more information about lending, see [note 4](#).



## Fair value of financial instruments

The company applies various measurement methods to determine the fair value of financial instruments that are not traded in an active market. The chosen measurement methods are based on market conditions at the end of the reporting period. This means that, if observable market data

are unavailable, the company will make assumptions and apply discretion as to what the market will base its evaluation of corresponding financial instruments on. More information about the financial instruments can be found in [notes 4, 5, 8, 9, 10 and 11](#).

## NOTE 3: FINANCIAL RISK

Eika Boligkreditt has established a framework for risk management and control in the company to define risk willingness and principles for managing risk and capital. This framework is based on the Basel II regulations. The company is obliged to review its risk pursuant to the regulations relating to capital requirement and the internal control regulations.

The company's key strategy is, through the issuance of covered bonds in the Norwegian and the international markets, to resolve a substantial part of the local banks' funding requirements and to reduce their refinancing risk. The company's risk management is intended to help attain this objective through tailored growth, good international rating, profitability and cost-efficiency, prudent risk and quality at every level.

Routines and instructions have been established with the aim of ensuring that the company handles the various risk factors in a satisfactory manner. The company's cooperation with the local banks contributes significantly to the management of

risk through its customer selection processes. The owner banks operate in their local environment and are therefore close to their customers. The company is exposed to the following risks: credit and counterparty (including climate risk), market (including interest rate and currency), liquidity and operational risk, in addition to the company's overarching business risk, which entails strategic and reputational risk.

The company has implemented risk strategies based on the company's risk management of the balance sheet composition. The strategy for managing assets and liabilities forms the basis for ensuring that collateral for outstanding covered bonds is in compliance with regulatory requirements. Total risk limits have been established for managing the credit risk linked to lending, risk related to capital management, liquidity risk related to borrowing, and operational risk.

For additional description of risk, see [notes 4, 5 and 6](#).

## NOTE 4: CREDIT RISK

Credit risk is the risk of loss posed by customers or counterparties failing to meet their payment obligations. Credit risk affects all claims on customers/ counterparties, lending, and counterparty risk that arises through derivatives and foreign exchange contracts. The credit risk related to lending must be low, and the same applies to counterparty risk. Credit risk is managed through the company's strategy for credit risk on lending. A credit manual and other routines have been prepared and implemented, including preparation of documentation requirements and clarification of the ability of customers who have been granted loans to service their loan, and requirements for collateral for residential mortgage loans of up to 75 percent of the value of the property at origination. Established requirements to be satisfied by customers and mortgaged objects are considered to entail low risk. In addition, the owner banks have ceded a

case guarantee and loss guarantee. This contributes to reducing Eika Boligkreditt's credit risk. See [note 4.2](#) related to lending to customers.

The company is also exposed to credit risk through its investments in bonds and certificates, bank deposits and counterparties to derivative contracts.

When investing in bonds and certificates, the company is subject to laws and regulations related to the types of investments that may be included in the company's cover pool as substitute assets. The company has also established counterparty limits to reduce counterparty risk related to the issuers to which the company desires to be exposed. The counterparty risk related to all counterparties in derivative contracts is reduced through the Credit Support Annex to the Schedule to the ISDA Master Agreement. Eika Boligkreditt manages counterparty risk through its investment strategy.

### Note 4.1 Maximum exposure to credit risk

Amounts in NOK 1 000	31 Dec 2020	31 Dec 2019
<b>Financial assets recognised in balance sheet</b>		
Lending to and receivables on credit institutions <sup>1</sup>	971 759	968 309
Lending to customers	89 268 662	84 718 544
Others financial assets	105 662	142 095
Bonds and certificates at fair value	19 810 358	13 362 946
Financial derivatives	10 302 016	6 478 291
<b>Total credit risk exposure</b>	<b>120 458 458</b>	<b>105 670 184</b>
<b>Off-balance sheet financial assets</b>		
Overdraft facility	50 000	50 000
Note Purchase Agreement <sup>2</sup>	-	-
Granted, but undisbursed loans	575 390	500 516

<sup>1</sup> Restricted funds for tax withholdings were NOK 1 162 thousand in 2020 and NOK 1 205 thousand in 2019. Restricted funds for pension liabilities were NOK 5 019 thousand in 2020 and NOK 4 230 thousand in 2019.

<sup>2</sup> The owner banks have accepted a liquidity obligation (Note Purchase Agreement) towards Eika Boligkreditt, see [note 15](#) for more information. The amount per 31 December 2020 in the table above is NOK 0,- as the company's own liquidity is deducted at the time of measurement.

## Note 4.2 Lending to customers

Amounts in NOK 1 000	31 Dec 2020	31 Dec 2019
Installment loans - retail market	83 910 819	79 150 938
Installment loans - housing cooperatives	5 198 781	5 582 664
Adjustment fair value lending to customers <sup>1</sup>	159 063	(15 058)
<b>Total lending before specific and general provisions for losses</b>	<b>89 268 662</b>	<b>84 718 544</b>
Individual impairments	-	-
Unspecified group impairments	-	-
<b>Total lending to and receivables from customers</b>	<b>89 268 662</b>	<b>84 718 544</b>

All lending concerns residential mortgage loans with a loan-to-value ratio of up to 75 per cent at origination. The company had no non-performing loans where the outstanding instalment was more than 90 days overdue at 31 December 2020.

<sup>1</sup> The table below shows fair value lending to customers

### 31 December 2020

Amounts in NOK 1 000	Nominal value	Fair value
Variable rate loans	80 812 260	80 812 260
Fixed rate loans	8 297 340	8 456 402
<b>Total lending</b>	<b>89 109 600</b>	<b>89 268 662</b>

### 31 December 2019

Amounts in NOK 1 000	Nominal value	Fair value
Variable rate loans	78 400 667	78 400 667
Fixed rate loans	6 332 935	6 317 876
<b>Total lending</b>	<b>84 733 602</b>	<b>84 718 544</b>

Calculation of the fair value of loans to customers: The margin on the loans is considered to be on market terms. The market value of variable-rate loans is therefore measured as equal to amortised cost. The market value of fixed rate loans is correspondingly measured as equal to amortised cost adjusted for the present value of the difference between the loans' fixed rate of interest and the interest rate at the balance sheet date.

### Guarantees and provision of cover

All lending involves residential mortgages with a loan-to-value ratio of up to 75 per cent at origination. Guarantees furnished by the company's distributors (banks) reduce the risk for Eika Boligkreditt. Upon transfer to Eika Boligkreditt, the distributors assume mandatory guarantees for the mortgages they have transferred.

The main features of these guarantees are as follows.

#### a) Case guarantee

The bank which has transferred the loan to the cover pool guarantees the entire amount of the mortgage over the period from payment until the mortgage's collateral has been perfected (achieved legal protection). The case guarantee is limited to a maximum of the whole principal of the loan plus interest charges and costs.

#### b) Loss guarantee

The bank guarantees to cover every loss suffered by Eika Boligkreditt was a result of non-performing loans, subject to the restrictions specified below. "Loss" means the residual claim against the mortgagee related to the relevant mortgage after

all associated collateral has been realised, and it is to be regarded as recognised at the point when all collateral associated with a non-performing loan has been realised and paid to Eika Boligkreditt. The bank's loss guarantee covers up to 80 per cent of the loss recognised on each loan. The total loss guarantee is limited to one per cent of the bank's overall mortgage portfolio in Eika Boligkreditt at any given time, but nevertheless such that the loss guarantee is (i) equal to the value of the mortgage portfolio for portfolios up to NOK 5 million and (ii) amounts to a minimum of NOK 5 million for mortgage portfolios which exceed NOK 5 million, calculated in all cases over the previous four quarters on a rolling basis.

This means that, if the distributor's total share of the recognised losses for each mortgage exceeds the above-mentioned limit, Eika Boligkreditt will cover the excess. As a result, the bank's share of the loss covered by the loss guarantee cannot exceed 80 per cent but, if the overall recognised loss exceeds the framework, the share of total will be lower than 80 per cent.

#### c) Right to offset against commission due to the bank

The bank's liability for the case and loss guarantees falls due for payment on demand, but Eika Boligkreditt can also choose to offset its claim against the distributor's future commissions and commissions due but not paid pursuant to the commission agreement. This offsetting right applies for a period of up to four quarters from the date when the loss was recognised.

#### d) Right to offset against commissions due to the bank and all authorised distributors

The bank is jointly liable with all other banks for offsetting losses on mortgages not covered by the loss guarantee – in other words, that part of the loss which exceeds the bank's share. This offsetting right is limited to the bank's pro rata share of the credit loss in Eika Boligkreditt over and above the amount covered by the loss guarantee, up to a maximum of four quarter's commission from the date the loss was recognised. The bank's pro rata share corresponds to the bank's proportionate share of the total residential mortgage portfolio

in Eika Boligkreditt transferred by all the distributors at the date the loss was realised.

### Defaults

Pursuant to section 7 of the CRR/CRD IV regulation, cf. CRR article 178.1, an engagement is to be regarded as being in default if a claim has fallen due more than 90 days earlier and the amount is not insignificant. Doubtful loans are not necessarily in default, but the customer's financial position and the value of the collateral indicate a risk of loss.

The company had no non-performing loans where the outstanding instalment was more than 90 days overdue at 31 December 2020.

Should an instalment due on a mortgage be four weeks in arrears, Eika Boligkreditt has the right to request the bank in writing to take over the mortgage. Should the mortgage not be repaid or taken over by the bank within eight weeks of going into default, the mortgage will be transferred for normal enforcement of payment via a debt recovery service, and the distributor could become liable pursuant to the case and loss guarantees as well as the offsetting right as specified above. Should the bank meet the loss guarantee in full, its recourse claim will be on an equal footing with Eika Boligkreditt's residual claim for restitution.

### The owner bank's net interest rate

The supplement to the distribution agreement incorporates regulations which mean that the net interest rate for the bank – in other words, the price it pays for financing through Eika Boligkreditt – will be influenced by the market price for new borrowing in the covered bond market and by whether the bank increases or reduces its financing through Eika Boligkreditt. In this way, the terms achieved by the bank as a result of securing finance through Eika Boligkreditt will be influenced by the bank's own use of Eika Boligkreditt, and only affected to a limited extent by the increase in or reduction of financing by other banks in Eika Boligkreditt.

The bank is committed to maintaining an overall financing in Eika Boligkreditt which accords with the maturity profile for the bank's financing in Eika Boligkreditt. The bank's financing in Eika Boligkreditt is the overall value of the bank's share of

the mortgage portfolio in Eika Boligkreditt. If the overall value of the bank's share of the mortgage portfolio in Eika Boligkreditt falls at any time below 75 per cent of the bank's commitment pursuant to the supplementary agreement, the bank is obliged – after a written warning – to pay Eika Boligkreditt the present value of the company's estimated costs for a corresponding redemption of its borrowing in the market.

If the bank's overall financing in Eika Boligkreditt is reduced in a way which means that Eika Boligkreditt must conduct an overall repurchase of its borrowing in the market during a calendar year which corresponds to five per cent or more of the mortgage portfolio, the bank's obligation to pay costs pursuant to the agreement can be triggered by a shortfall smaller than the level of 75 per cent

of the bank's commitment. This means that the lower limit is moved up. A claim against the bank pursuant to the agreement can be offset by Eika Boligkreditt against commission payments due to the bank.

#### Loan-to-value for residential mortgages

With effect from 10 December 2019, Eika Boligkreditt increased its maximum LTV for residential mortgages from 60 per cent to the legal limit of 75 per cent. This corresponds to the ceiling applied by other Norwegian mortgage lenders. The right of the owner banks to transfer residential mortgages with up to 75 per cent LTV is conditional on entering into a supplementary agreement to their distribution agreement. Most of the owner banks are expected to take advantage of the new LTV limit.

#### Past due loans not subject to impairment

The table below shows overdue amounts on loans that are not due to delays in payment transfers from Eika Boligkreditt. Past due loans are subject to continual monitoring.

Amounts in NOK 1 000	31 Dec 2020	31 Dec 2019
1–29 days	314 498	526 163
30–60 days	69 510	107 423
60–90 days	-	-
> 90 days	-	-
<b>Total past due loans not subject to impairment (principal)</b>	<b>384 008</b>	<b>633 586</b>

#### Note 4.2.1 Lending by geographical area<sup>1</sup>

Amounts in NOK 1 000	Lending 31 Dec 2020	Lending 31 Dec 2019	Lending as a % 2020
Viken	25 075 573	23 913 430	28.14%
Oslo	9 550 302	9 884 074	10.72%
Innlandet	4 838 230	4 633 872	5.43%
Vestfold og Telemark	9 207 512	8 552 575	10.33%
Agder	5 717 116	5 242 085	6.42%
Rogaland	6 823 938	6 538 619	7.66%
Vestland	3 112 922	3 100 334	3.49%
Møre og Romsdal	3 755 109	3 476 175	4.21%
Trøndelag	16 689 004	15 885 958	18.73%
Nordland	3 030 844	2 494 633	3.40%
Troms og Finnmark	1 309 049	1 011 848	1.47%
<b>Total</b>	<b>89 109 600</b>	<b>84 733 602</b>	<b>100%</b>

<sup>1</sup> The geographical distribution is based on the portfolio at amortised cost.

#### Note 4.2.2 Provision for losses

Under the IFRS 9 accounting standard, provision for losses is recognised on the basis of the expected credit loss indicated by relevant information available at the reporting date. The combination of the residential mortgage portfolio's loan-to-value ratio and the credit guarantees provided by the owner banks mean that the standard does not have significant effects on EBK's profits or equity.

On initial recognition in the balance sheet, a provision for loss must be made which corresponds to the 12-month loss projection. The 12-month loss projection is the loss expected to arise over the life of the instrument, but which can be related to events occurring in the first 12 months.

If the credit risk for an asset or group of assets is considered to have risen significantly since initial recognition, a provision for loss must be made which corresponds to the whole expected life of the asset. EBK has decided that an annual review of such a change is an adequate assessment, since the company does not expect any accounting recognition of loss.

#### Impairment model in Eika Gruppen

Eika Gruppen has developed its own model for calculating the probability of default (PD), and EBK receives PD values for all its lending to customers. BanQsoft, the system deliverer for lending, has also developed solutions for exposure at default (EAD) and calculating losses as well as a model for assessing whether an engagement has significantly increased since its initial recognition. EBK has chosen to utilise these. Expected credit loss (ECL) is calculated as  $EAD \times PD \times LGD$  (loss given default), discounted by the original effective interest rate.

#### Description of the PD model

The PD model in Eika Gruppen (internal model) estimates the probability of default by estimating statistical correlations between default and the customer's financial position, demographic data and payment behaviour. Default is defined as an overdraft of at least NOK 1 000 over 90 consecutive days, in addition to other qualitative indicators which suggest that the engagement has become non-performing. See section 10, sub-section 1 of the capital requirement regulations.

The model distinguishes between private and corporate customers, and measures PD for the next 12 months. Payment behaviour requires six months of history before it can influence the internal model. This means that new customers will have six months with only the external model before the internal model can be used.

The model is validated annually and recalibrated as and when required. When model quality deteriorates, new models are developed.

#### Significant increase in credit risk

Should a significant increase in credit risk occur, the contract's expected credit loss is assessed over the whole life of the contract (PD-lif). EBK takes a conservative approach in this respect, utilising a straight-line projection of the PD for the next 12 months.

A significant increase in credit risk is measured on the basis of the development in PD. EBK has defined a significant increase in credit risk as a rise in the original PD at initial recognition (PD-ini) for different levels, so that the model can identify the relevant development in credit risk. A significant change is defined when engagements experience a relative alteration in PD exceeding  $PD\text{-}ini \times 2$ , and are thereby moved to step 2.  $PD < 0.6$  per cent is not moved to step 2.

Extra criteria are also defined for engagements to indicate a significant increase in credit risk:

- non-performance for 30 days (moved to step 2)
- non-performance for 90 days (moved to step 3).

#### Calculation of loss given default (LGD)

EBK's cover pool comprises objects with a low LTV ratio ( $\leq 75$  per cent LTV at origination), and calculating ECL will be based on information which is current, forward-looking and historical. EBK utilises the expected development of house prices when calculating LGD. The scenarios are given equal weighting and calculated for each contract. Valuation of the collateral is based on its estimated net realisable value.

#### Exposure at default (EAD)

EAD for agreements comprises mortgages to customers discounted by the effective interest rate for future cash flows.



The expected life of an agreement is calculated on the basis of the historical average life of similar agreements. Amended agreements are measured from the original origination date, even if new conditions have been set for the agreement. The expected tenor in EBK's portfolio is about four years.

### Expected credit loss based on future expectations

EBK will adjust its provision for loss by the expected

development in house prices, which is considered to influence expected loss. Future expectations are derived from Eika Gruppen's macro model, which takes account of three scenarios – the main estimate, the best estimate and a stress scenario – for expected macroeconomic developments one to three years ahead. The main estimate are based on values from Norges Bank. These scenarios are given equal weighting.

### Stress scenario

At 31 December 2020, EBK had the following expectations for the development of the macroeconomic variables

Changes in house prices	2021	2022	2023
Main estimate	6.70%	2.40%	1.80%
Stress scenario	(6.5%)	(6.5%)	(6.5%)
Best estimate	5.0%	5.0%	5.0%
Average	1.73%	0.30%	0.10%

### Mortgages to customers by steps 1–3 in nominal value

Amounts in NOK 1 000	Step 1	Step 2	Step 3	Total
<b>Mortgages 31 December 2019</b>	<b>84 733 602</b>	-	-	<b>84 733 602</b>
<b>Mortgages 31 December 2020</b>	<b>89 001 480</b>	<b>92 751</b>	<b>15 369</b>	<b>89 109 600</b>

<sup>1</sup> EBK had 45 loans in step 2 and 10 in step 3 at 31 December 2020. A low indexed LTV means that these loans will not generate losses in the loss model.

Increased credit risk means that NOK 92.8 million of EBK's residential mortgages are in step 2 and NOK 15.4 million in step 3. The change in credit risk for these relates to forbearance, high risk class or payment delayed by more than 30 days. Expected loss on residential mortgages was calculated pursuant to IFRS 9 as amounting to NOK 11 000 at 31 December 2020. Given credit guarantees of NOK 914 million from the owner banks at the same date, however, this will not result in the company incurring any accounting loss at 31 December 2020.

### Stress-test change from falling house prices and PD value

Amounts in NOK 1 000	1%	2%	3%	4%	5%
10%	150	300	450	599	749
20%	358	717	1 075	1 433	1 792
30%	2 925	5 850	8 775	11 700	14 625
40%	18 349	36 698	55 047	73 396	91 745
50%	67 435	134 870	202 305	269 740	337 175

The company has credit guarantees of NOK 914 million from the owner banks. Residential mortgages in the cover pool had an average PD value at 31 December 2020 of 0.18 per cent.

EBK conducted a stress test at 31 December 2020 for expected losses on residential mortgages in the event of changes to the probability of default (PD) from one to five per cent and a fall in house prices from 10 to 50 per cent. A fall in house prices as high as 50 per cent and a calculated PD value of five per cent, for example, would give an expected loss on residential mortgages of NOK 337 million. Given credit guarantees from the owner banks, however, this would not result in the company incurring any accounting loss.

### Forbearance 2020

Amounts in NOK 1 000	1 quarter	2 quarter	3 quarter	4 quarter
Forbearance	16 182	36 473	30 518	32 780

EBK had a total of 16 loans defined as forbearance at 31 December 2020. These loans had a carrying amount of NOK 32.8 million in the balance sheet at 31 December.

### Note 4.3 Derivatives

#### Counterparty exposure related to derivative contracts

Assets	31 Dec 2020		31 Dec 2019	
	Book value	Net value <sup>1</sup>	Book value	Net value <sup>1</sup>
Amounts in NOK 1 000				
Financial derivatives	10 302 016	10 172 668	6 478 291	6 412 313
Received collateral	6 881 420	8 223 948	3 937 698	4 824 843
<b>Net exposure</b>	<b>3 420 596</b>	<b>1 948 720</b>	<b>2 540 593</b>	<b>1 587 471</b>

Liability	31 Dec 2020		31 Dec 2019	
	Book value	Net value <sup>1</sup>	Book value	Net value <sup>1</sup>
Amounts in NOK 1 000				
Financial derivatives	164 377	43 358	68 756	2 779
Posted collateral	-	-	-	-
<b>Net exposure</b>	<b>164 377</b>	<b>43 358</b>	<b>68 756</b>	<b>2 779</b>

<sup>1</sup> Net value is the book value of the financial assets less the financial liabilities related to the same counterparty. Counterparties to hedging contracts provided the company with NOK 6.9 billion in cash collateral during 2020, compared to NOK 3.9 billion in 2019. Cash collateral is held as bank deposits, repo agreements and as various high quality securities. In addition to cash collateral, the company received collateral in the form of securities (high-quality bonds) with a value corresponding to NOK 1.3 billion. The value of the securities provided as collateral is not recognised in the company's balance sheet.

### Note 4.4 Lending to and receivables from credit institutions

#### Bonds broken down by issuer sector

31 December 2020 (Amounts in NOK 1 000)	Nominal value	Cost price	Fair Value
Municipalities	9 137 680	9 162 486	9 185 946
Credit institutions	7 394 000	7 432 334	7 438 909
Treasury bills	3 299 574	3 303 171	3 185 504
<b>Total bonds and certificates at fair value</b>	<b>19 831 253</b>	<b>19 897 991</b>	<b>19 810 358</b>
<b>Change in value charged to other comprehensive income</b>			<b>(87 633)</b>

Average effective interest rate is 0.93 per cent annualised. The calculation is based on a weighted fair value of NOK 13.9 billion. The calculation takes account of a return of NOK 129.5 million on bank deposits, bonds and certificates. The return on reinvested cash collateral received is excluded from the calculation.

31 December 2019 (Amounts in NOK 1 000)	Nominal value	Cost price	Fair Value
Municipalities	5 242 901	5 266 401	5 286 307
Credit institutions	6 256 000	6 293 016	6 296 828
Treasury bills	1 811 478	1 811 232	1 779 810
<b>Total bonds and certificates at fair value</b>	<b>13 310 379</b>	<b>13 370 649</b>	<b>13 362 946</b>
<b>Change in value charged to other comprehensive income</b>			<b>(7 703)</b>

Average effective interest rate is 1.55 per cent annualised. The calculation is based on a weighted fair value of NOK 13.8 billion. The calculation takes account of a return of NOK 213.9 million on bank deposits, bonds and certificates. The return on reinvested cash collateral received is excluded from the calculation.

	31 Dec 2020	31 Dec 2019
Average term to maturity	1.2	1.4
Average duration	0.2	0.2

All the bonds are rated AA-/Aa3 or better if the maturity exceeds 100 days, and A-/A3 if the maturity is 100 days or fewer. The rating is performed by an internationally recognised rating agency.

### Note 4.5 Lending to and receivables from credit institutions

When assessing ratings, only those from approved rating agencies are taken into account. Pursuant to the CRR/CRD IV regulations, credit assessments from approved credit rating agencies can be used to determine credit quality for individual engagements. The new European Commission regulations cover a number of credit rating agencies, and ratings from approved agencies can be used for the credit assessments. If a counterparty is rated by at least three of the agencies, the credit quality step is determined on the basis of the two highest ratings. If these two ratings differ, the lowest of these is used to assess the credit quality step. If the counterparty is rated by two agencies, the lowest is applied, and if there is only one rating from an accredited agency, it is applied.

Of the company's lending to and receivables from credit institutions, 49 per cent are in banks with credit quality step 1 and 51 per cent in banks with credit quality step 2.

## NOTE 5: LIQUIDITY RISK

Liquidity risk is the risk of the company failing to meet its commitments at the due date without major costs arising in the form of refinancing or the need for premature realisation of assets. In the worst case, liquidity risk is the risk of the company being unable to obtain sufficient refinancing to meet its commitments on the due date. The company has loans maturing in 2020 of NOK 11.4 billion net when the currency hedge is taken into account. At 31 December 2020, the company had liquid funds in the form of bank deposits amounting to NOK 1 billion, a securities portfolio of NOK 19.8 billion and overdraft facility of NOK 50 million. These assets can be sold to cover the company's liabilities. A note purchase agreement has also been entered into with the owners on buying the company's bonds.

More information and conditions related to the Note Purchase Agreement are provided in [note 15](#). The liquidity risk is managed through set limits for funding structures, requirements for spreads on securities, tenors and markets, and the establishment of contingency facilities.

### Liquidity risk

The tables show the undiscounted contractual cash flows of the financial liabilities

#### Financial liabilities as at 31 December 2020

Amounts in NOK 1 000	Book value 31 Dec 2020	Without predetermined maturity	Term to maturity 0-1 month	Term to maturity 1-3 months	Term to maturity 3-12 months	Term to maturity 1-5 years	Term to maturity > 5 years	Total
<b>Financial liabilities</b>								
Debt securities issued	106 127 106	-	272 676	5 514 463	7 335 305	73 589 607	21 546 453	108 258 505
Subordinated loan capital	724 343	-	-	154 204	8 576	601 581	-	764 362
Financial derivatives (net)	(10 137 639)	-	(190 277)	(1 243 308)	(405 959)	(4 424 810)	(107 122)	(6 371 475)
Loans from credit institutions <sup>1</sup>	6 881 420	6 881 420	-	-	-	-	-	6 881 420
Other debt with remaining term to maturity <sup>2</sup>	792 002	-	213 756	2 476	6 328	-	-	222 560
<b>Total financial liabilities</b>	<b>104 387 232</b>	<b>6 881 420</b>	<b>296 155</b>	<b>4 427 836</b>	<b>6 944 250</b>	<b>69 766 379</b>	<b>21 439 332</b>	<b>109 755 372</b>

Amounts in NOK 1 000	Without predetermined maturity	Term to maturity 0-1 month	Term to maturity 1-3 months	Term to maturity 3-12 months	Term to maturity 1-5 years	Term to maturity > 5 years	Total
<b>Derivatives</b>							
<b>Financial derivatives (gross)</b>							
Incoming flow	-	(72 065)	(4 200 247)	(5 069 889)	(28 965 627)	(17 139 332)	(55 447 161)
Outgoing flow	-	262 342	5 443 555	5 475 848	33 390 438	17 246 453	61 818 636
<b>Financial derivatives (net)</b>	<b>-</b>	<b>190 277</b>	<b>1 243 308</b>	<b>405 959</b>	<b>4 424 810</b>	<b>107 122</b>	<b>6 371 475</b>

Ordinary maturity is used as the basis for classification

#### Financial liabilities as at 31 December 2019

Amounts in NOK 1 000	Book value 31 Dec 2019	Without predetermined maturity	Term to maturity 0-1 month	Term to maturity 1-3 months	Term to maturity 3-12 months	Term to maturity 1-5 years	Term to maturity > 5 years	Total
<b>Financial liabilities</b>								
Debt securities issued	94 300 106	-	276 522	396 426	9 755 114	75 847 214	12 755 716	99 030 991
Subordinated loan capital	889 050	-	166 539	6 812	20 618	778 784	-	972 753
Financial derivatives (net)	(6 409 535)	-	(83 392)	(48 861)	636 292	(3 538 869)	(11 122)	(3 045 953)
Loans from credit institutions <sup>1</sup>	3 937 698	3 937 698	-	-	-	-	-	3 937 698
Other debt with remaining term to maturity <sup>2</sup>	840 908	-	146 457	2 922	65 599	-	-	214 978
<b>Total financial liabilities</b>	<b>93 558 227</b>	<b>3 937 698</b>	<b>506 125</b>	<b>357 299</b>	<b>10 477 623</b>	<b>73 087 129</b>	<b>12 744 593</b>	<b>101 110 467</b>

Amounts in NOK 1 000	Without predetermined maturity	Term to maturity 0-1 month	Term to maturity 1-3 months	Term to maturity 3-12 months	Term to maturity 1-5 years	Term to maturity > 5 years	Total
<b>Derivatives</b>							
<b>Financial derivatives (gross)</b>							
Incoming flow	-	(165 835)	(148 928)	(920 756)	(38 225 872)	(6 635 983)	(46 097 376)
Outgoing flow	-	249 228	197 790	284 464	41 764 741	6 647 106	49 143 328
<b>Financial derivatives (net)</b>	<b>-</b>	<b>83 392</b>	<b>48 861</b>	<b>(636 292)</b>	<b>3 538 869</b>	<b>11 122</b>	<b>3 045 953</b>

Ordinary maturity is used as the basis for classification

<sup>1</sup> Agreements with counterparties regulating trades in OTC derivatives require collateral to be provided in certain cases. Eika Boligkreditt AS has been provided with such collateral in the form of cash in both 2019 and 2020. These cash sums are managed by Eika Boligkreditt AS for the duration of the collateral provision, and are recognised in the balance sheet as an asset with an associated liability. Both the cash asset held as bank deposits and the liability are thereafter measured at amortised cost.

<sup>2</sup> Accrued interest related to debt established through the issue of securities, subordinated loan capital and financial derivatives is included under the respective items.



## NOTE 6: MARKET RISK

Market risk arises through the company's exposure in the interest and foreign exchange market.

### Note 6.1 Interest rate risk

The company is also exposed to interest-rate risk related to net interest loss. Eika Boligkreditt finances its loan portfolio through external funding in the form of covered bonds and senior financing. Varying fixed interest rates and benchmark rates of interest on lending and borrowing affect the company's net interest income. The interest-rate risk is reduced to a great extent by adapting borrowing and lending to the same interest terms.

### Interest sensitivity

Changes in the level of interest rates will have an effect on profits as a result of changes in both fair value and net interest income.

### Effect on profit of a change in fair value

A one percentage point increase in all interest rates, calculated over a period of 12 months on the basis of the portfolio at 31 December 2020, would reduce the value of the company's assets at 31 December by NOK 68.5 million, while the value of liabilities would be cut by NOK 62 million. The net effect on pre-tax profit would consequently have been a reduction of NOK 6.5 million. The effect of a decrease in interest rates would be an increase of

NOK 68.5 million of the value of assets, an increase of NOK 62 million in the value of liabilities and an increase in pre-tax profit of NOK 6.5 million. These amounts are calculated on the basis of duration – in other words, the remainder of the fixed interest period – for both assets and liabilities. The corresponding interest-rate hedge is taken into account when calculating duration. The valuation comprises the fair value of fixed-interest mortgages, bonds and certificates at fair value through profit and loss, derivatives and debt established through the issue of fixed-interest securities, which are financial instruments not measured at amortised cost.

### Effect on profit of change in net interest income

The effect of a one percentage point increase in all interest rates would be to increase interest income at 31 December by NOK 1.1 billion, while interest expense would be increased by NOK 975.6 million. The effect on net interest income would accordingly have been an increase of NOK 58.1 million. A reduction in interest rates would decrease interest income by NOK 1.1 billion and interest expenses by NOK 975.6 million. That would yield a reduction of NOK 58.1 million in net interest income. When calculating the profit effect on net interest income, the change in interest rates comprises the company's portfolio with floating

interest rates and the fair value of fixed-interest mortgages, loans to and receivables from credit institutions, derivatives, bonds and certificates at fair value through profit and loss, debt securities issued and subordinated loans.

### Overall effect on profit of changes in fair value and net interest income

A one percentage point increase in all interest rates would produce an overall change through fair value and net interest income of NOK 51.7 million in pre-tax profit. A reduction of one percentage point in all interest rates would produce an overall negative change through fair value and net interest income of NOK 51.7 million in pre-tax profit. It is assumed in the calculation that the distributor commissions are not affected by this change.

### Note 6.2 Note 6.2 Currency risk

The company has debts through covered bonds issued in euros. These debts are hedged through currency derivatives. This means that the company has no currency risk. An overview of the book value of financial instruments in foreign currencies is provided below. The table is stated in NOK. Fair value adjustments related to the interest element and changes in basis swap in the currency hedge on debt securities issued are not included in the statement.

## NOTE 7: OTHER RISK

### Risk relating to capital management

The need for liquid funds increases as a result of balance sheet growth. This means there is a need to increase the number of lines to place liquidity with solvent counterparties pursuant to the regulations governing covered bonds. The company is exposed to risk linked to capital management through securities in Norway, including government securities, municipal bonds, and Norwegian covered bonds. A framework for managing surplus liquidity has been established to limit the interest and credit spread risk on the investments. The management is subject to the reporting and position framework determined by the company's board of directors. This framework is reviewed once a year. The company's total market risk is assessed on the basis of stress scenarios prepared in line with the recommendations of Norway's Financial Supervisory Authority and the Basel Committee. See [note 4.4](#) relating to certificates, bonds and other securities with fixed yield.

### Management and control of IT systems

The company's IT systems play a crucial role in accounting and reporting of implemented transactions, in providing the basis for important estimates and calculations, and in securing relevant supplementary information. IT systems are standardised, with parts of their management and operation largely outsourced to service providers. Good management and control of the IT systems, both in Eika Boligkreditt and at the service providers, are crucial for ensuring accurate, complete and reliable financial reporting.

### Currency risk as at 31 December 2020

Amounts in NOK 1 000	Term to maturity 0–1 month	Term to maturity 1–3 months	Term to maturity 3–12 months	Term to maturity 1–5 years	Term to maturity > 5 years	Total
Debt securities issued in EUR	-	5 233 823	5 230 507	31 316 668	16 610 015	58 391 012
Currency derivatives in EUR	-	(5 233 823)	(5 230 507)	(31 316 668)	(16 610 015)	(58 391 012)
<b>Net currency exposure</b>	-	-	-	-	-	-

### Currency risk as at 31 December 2019

Amounts in NOK 1 000	Term to maturity 0–1 month	Term to maturity 1–3 months	Term to maturity 3–12 months	Term to maturity 1–5 years	Term to maturity > 5 years	Total
Debt securities issued in EUR	-	-	-	29 456 235	15 411 368	44 867 603
Currency derivatives in EUR	-	-	-	(29 456 235)	(15 411 368)	(44 867 603)
<b>Net currency exposure</b>	-	-	-	-	-	-

## NOTE 8: FINANCIAL DERIVATIVES

The purpose of all derivative transactions in Eika Boligkreditt is to reduce the interest rate and currency risk. Interest rate swaps, where Eika Boligkreditt receives a fixed interest rate and pays a floating interest rate are, entered into to convert issues of bonds and certificates from a fixed interest rate to a floating interest rate exposure. Financing at a floating interest rate would reduce the risk for the company, since most lending is done at a floating interest rate. Interest rate swaps where Eika Boligkreditt receives a floating interest rate and pays a fixed interest rate are entered into to hedge the interest rate margin of bonds and certificates and lending at a fixed interest rate.

Financial derivatives	31 Dec 2020		31 Dec 2019	
	Nominal amount	Fair value	Nominal amount	Fair value
Amounts in NOK 1 000				
<b>Assets</b>				
Interest rate swap lending <sup>1</sup>	2 218 560	20 245	5 064 060	35 709
Interest rate and currency swap <sup>2</sup>	58 809 050	10 281 258	47 600 550	6 441 900
Interest swap placement	104 703	513	98 460	682
<b>Total financial derivative assets including accrued interest</b>	<b>61 132 313</b>	<b>10 302 016</b>	<b>52 763 070</b>	<b>6 478 291</b>
<b>Liabilities</b>				
Interest rate swap lending <sup>1</sup>	5 601 862	145 967	856 576	7 165
Interest rate and currency swap <sup>2</sup>	-	-	2 050 500	51 299
Interest swap placement	2 586 164	18 410	1 467 054	10 293
<b>Total financial derivative liabilities including accrued interest</b>	<b>8 188 026</b>	<b>164 377</b>	<b>4 374 130</b>	<b>68 756</b>

<sup>1</sup> The hedging instruments related to the lending portfolio with fixed interest rate are rebalanced when necessary.

<sup>2</sup> The nominal amount is converted to the historical currency exchange rate.

### Fair value and cash flow hedging on debt securities issued

Eika Boligkreditt applies fair value hedging on fixed-rate financial liabilities. The hedge object is the swap interest element of the financial liabilities. Interest and currency swaps are used as hedging instruments.

The company separates out the basis margin related to foreign currency from financial instruments by excluding this from earmarking of the fair value hedge, and has identified the currency element in the hedging as a cash flow hedge. This means that the fair value changes which arise in basis swaps when utilising currency swap agreements with the company's borrowing in foreign currencies in order to convert the cash flow from euros to Norwegian kroner are recognised as a cash flow hedge. Changes in fair value related to the basis margin will therefore be recognised in other comprehensive income.

	31 Dec 2020		31 Dec 2019	
	Nominal amount	Value recognised in balance sheet	Nominal amount	Value recognised in balance sheet
Amounts in NOK 1 000				
Hedging instruments: interest rate and currency swaps <sup>1,2</sup>	58 809 050	9 834 231	45 550 050	6 061 740
Hedged items: financial commitments incl foreign exchange <sup>2</sup>	58 809 050	(9 887 143)	45 550 050	(6 433 921)
<b>Net capitalised value without accrued interest</b>	<b>-</b>	<b>(52 912)</b>	<b>-</b>	<b>(372 181)</b>

### Gains/losses on fair value hedging recorded in profit and loss

Amounts in NOK 1 000	2020	2019
Hedging instruments	3 559 706	(1 263 499)
Hedged items	(3 551 932)	1 258 235
<b>Net gains/losses (ineffectiveness) recorded in profit and loss<sup>3</sup></b>	<b>7 774</b>	<b>(5 264)</b>

<sup>1</sup> The nominal amount is converted to historical currency exchange rate.

<sup>2</sup> The book value of the hedging instruments is its net market value. The book value of the hedged objects is the cumulative change in value associated with the hedged risk and is an adjustment of financial liabilities at amortised cost.

The positive change in the value of financial instruments related almost entirely to NOK 98.7 million in positive change to basis swaps (NOK 53 million), recognised in other income and costs. Basis swaps are derivative contracts entered into in connection with long-term borrowing in foreign currency, whereby the foreign currency is converted to Norwegian kroner. These are hedging instruments, and the effect is zero over the term of the instrument. The accounting effects will thereby reverse over time, so that the unrealised change in value at 31 December 2020 will be reversed until the derivatives mature. This means that changes in margins only have an accrual effect with regard to unrealised gains and losses in the financial statements, but no realised gains or losses over the term of the derivative unless Eika Boligkreditt realises the derivative early.

Eika Boligkreditt utilises interest rate and currency swaps in order to convert borrowing in foreign currency to Norwegian kroner. A typical example is when a loan raised in euros is converted to Norwegian kroner through an interest rate and

currency swap which includes a basis swap. In this case, Eika Boligkreditt would pay a Norwegian interest rate with a margin of three months Nibor in the swap and receive a euro interest rate in the swap which corresponds to the coupon it pays on the loan in euros. The derivatives are valued at fair value, while the hedged bond is valued in accordance with the principles which apply for hedge accounting.

### Interest rate benchmark reform (IBOR reform)

The IASB published Interest rate benchmark reform – amendments to IFRS 9 and IFRS 7 in September 2019. These changes mean that the assumption is interest rates will not alter as a result of the interbank offered rate (Ibor) reform, and hedge accounting will continue as before without alterations to hedge documentation. At 31 December, Eika Boligkreditt is exposed to a single benchmark interest rate (Nibor) which will be subject to this reform in its hedge accounting. The table below shows the company's hedge position by hedge type, maturity structure and currency.

Hedge type	Hedging instruments	Maturity	Nominal value (millions)	Hedged item
Fair value and cash flow hedges	<b>Interest and currency swaps:</b> Receive fixed rate in euro and pay 3 month NIBOR in Norwegian kroner.	2021	EUR 1 000	EUR fixed rate issued debt of the same maturity and nominal of the swaps
		2023	EUR 1 500	
		2024	EUR 500	
		2025	EUR 1 000	
		2027	EUR 500	
		2028	EUR 500	
		2029	EUR 500	
		2039	EUR 75	
Fair value hedges	<b>Interest rate swap:</b> Receive fixed rate and pay 3 month NIBOR in Norwegian kroner.	2021	NOK 1 308	NOK fixed rate issued debt of the same maturity and nominal of the swaps
		2025	NOK 300	
		2026	NOK 1 800	
		2027	NOK 700	
		2028	NOK 1 150	
		2031	NOK 850	
		2033	NOK 1 600	

## NOTE 9: FAIR VALUE HIERARCHY

Eika Boligkreditt AS measures financial instruments at fair value, and classifies the related fair value at three different levels, which are based on the market conditions at the balance sheet date.

### Level 1: Financial instruments where the measurement is based on quoted prices in an active market

Included in Level 1 are financial instruments where the measurement is based on quoted prices in active markets for identical assets. Quoted prices

are obtained from Bloomberg. The company's investments in Treasury bills are included in this category.

### Level 2: Financial instruments where the measurement is based on observable market data

Level 2 comprises financial instruments that are measured using market information not consisting of quoted prices but which may be either directly or indirectly observable. Indirectly observable

market data entail that the price is derived from corresponding financial instruments and commitments on which the market has based its valuation. This category consists of the fair value of interest and currency swaps based on swap curves and investments in certificates and bonds not issued by a national state. Discounted cash flow is used in the valuation. Market data are obtained from an acknowledged provider of market data.

### Level 3: Financial instruments where the measurement is based on information other than observable market data

Level 3 includes fixed-interest mortgages and shares at fair value over profit and loss. The fair value of the fixed-interest mortgages is their amortised cost adjusted for the present value of the difference between the mortgage's fixed interest rate and the applicable fixed interest rate offered on the balance sheet date. Shares are valued on the basis of discounted cash flows.

31 December 2020			
Amounts in NOK 1 000	Level 1	Level 2	Level 3
<b>Financial assets</b>			
Lending to customers (fixed income)	-	-	8 456 402
Bonds and certificates	3 120 948	16 689 410	-
Financial derivatives	-	10 302 016	-
Shares classified at fair value recognised in profit or loss	-	-	1 650
<b>Total financial assets</b>	<b>3 120 948</b>	<b>26 991 426</b>	<b>8 458 052</b>
<b>Financial liabilities</b>			
Financial derivatives	-	164 377	-
<b>Total financial liabilities</b>	<b>-</b>	<b>164 377</b>	<b>-</b>

No significant transactions between the different levels have taken place in 2020.

31 December 2019			
Amounts in NOK 1 000	Level 1	Level 2	Level 3
<b>Financial assets</b>			
Lending to customers (fixed income)	-	-	6 317 876
Bonds and certificates	794 342	12 568 604	-
Financial derivatives	-	6 478 291	-
Shares classified at fair value recognised in profit or loss	-	-	1 650
<b>Total financial assets</b>	<b>794 342</b>	<b>19 046 895</b>	<b>6 319 526</b>
<b>Financial liabilities</b>			
Financial derivatives	-	68 756	-
<b>Total financial liabilities</b>	<b>-</b>	<b>68 756</b>	<b>-</b>

No significant transactions between the different levels have taken place in 2019.

### Detailed statement of assets classified as level 3

2020	Amounts in NOK 1 000	1 Jan 2020	Purchases/issues	Disposals/ settlements	Transfers in/out of level 3	Allocated to profit or loss 2020	Other comprehen- sive income	31 Dec 2020
		6 317 876	3 107 019	(1 155 199)	-	186 706	-	8 456 402
		1 650	-	-	-	-	-	1 650
<b>Total</b>		<b>6 319 526</b>	<b>3 107 019</b>	<b>(1 155 199)</b>	<b>-</b>	<b>186 706</b>	<b>-</b>	<b>8 458 052</b>

2019	Amounts in NOK 1 000	1 Jan 2019	Purchases/issues	Disposals/ settlements	Transfers in/out of level 3	Allocated to profit or loss 2019	Other comprehen- sive income	31 Dec 2019
		4 830 180	2 307 239	(785 298)	-	(34 245)	-	6 317 876
		2 500	-	-	-	(850)	-	1 650
<b>Total</b>		<b>4 832 680</b>	<b>2 307 239</b>	<b>(785 298)</b>	<b>-</b>	<b>(35 095)</b>	<b>-</b>	<b>6 319 526</b>

### Detailed statement changes in debt related to currency changes

	2020				2019			
Amounts in NOK 1 000	1 Jan 2020	Issued/matured	Currency changes	31 Dec 2020	1 Jan 2019	Issued/matured	Currency changes	31 Dec 2019
Change in debt securities issued <sup>1</sup>	45 045 450	10 550 000	2 776 472	58 371 923	46 079 640	1 173 813	(2 208 003)	45 045 450
<b>Total</b>	<b>45 045 450</b>	<b>10 550 000</b>	<b>2 776 472</b>	<b>58 371 923</b>	<b>46 079 640</b>	<b>1 173 813</b>	<b>(2 208 003)</b>	<b>45 045 450</b>

<sup>1</sup> The table shows currency changes related to bonds issued in foreign currencies. Currency changes related to liabilities with credit institutions are not shown.



### Interest rate sensitivity of assets classified as Level 3 at 31 December 2020

A one-percentage point increase in all interest rates would reduce the value of the company's fixed-rate loans at fair value at by NOK 276 million. The effect of a decrease in interest rates would be an increase of NOK 276 million in the value of fixed-rate loans at fair value. The amounts are calculated by duration, which is the remaining portion of the fixed interest period.

### Changes in fair value of fixed-rate loans attributable to a change in credit risk

Since the company's fixed-rate lending at fair value has an unchanged credit spread, no change in fair value is attributable to a change in the credit risk. That applies both for 31 December 2020 and cumulatively.

## NOTE 10: CLASSIFICATION OF FINANCIAL INSTRUMENTS

### 31 December 2020

Amounts in NOK 1 000	Financial instruments at fair value through profit or loss	Financial instruments at fair value through other comprehensive income	Financial instruments at amortised cost	Total
<b>Financial assets</b>				
Lending to and receivables from credit institutions	-	-	971 759	971 759
Lending to customers	8 456 402	-	80 812 260	89 268 662
Bonds and certificates	-	19 810 358	-	19 810 358
Financial derivatives	10 302 016	-	-	10 302 016
Shares classified at fair value recognised in profit or loss	1 650	-	-	1 650
Other financial assets	-	-	105 662	105 662
<b>Total financial assets</b>	<b>18 760 068</b>	<b>19 810 358</b>	<b>81 889 682</b>	<b>120 460 108</b>
<b>Financial liabilities</b>				
Financial derivatives	164 377	-	-	164 377
Debt securities issued	-	-	106 127 106	106 127 106
Loans from credit institutions	-	-	6 881 420	6 881 420
Other liabilities	-	-	792 002	792 002
Subordinated loan capital	-	-	724 343	724 343
<b>Total financial liabilities</b>	<b>164 377</b>	<b>-</b>	<b>114 524 871</b>	<b>114 689 248</b>

### 31 December 2019

Amounts in NOK 1 000	Financial instruments at fair value through profit or loss	Financial instruments at fair value through other comprehensive income	Financial instruments at amortised cost	Total
<b>Financial assets</b>				
Lending to and receivables from credit institutions	-	-	968 309	968 309
Lending to customers	6 317 876	-	78 400 667	84 718 544
Bonds and certificates	-	13 362 946	-	13 362 946
Financial derivatives	6 478 291	-	-	6 478 291
Shares classified at fair value recognised in profit or loss	1 650	-	-	1 650
Other financial assets	-	-	142 045	142 045
<b>Total financial assets</b>	<b>12 797 817</b>	<b>13 362 946</b>	<b>79 511 021</b>	<b>105 671 784</b>
<b>Financial liabilities</b>				
Financial derivatives	68 756	-	-	68 756
Debt securities issued	-	-	94 300 106	94 300 106
Loans from credit institutions	-	-	3 937 698	3 937 698
Other liabilities	-	-	840 908	840 908
Subordinated loan capital	-	-	889 050	889 050
<b>Total financial liabilities</b>	<b>68 756</b>	<b>-</b>	<b>99 967 762</b>	<b>100 036 518</b>

## NOTE 11: NET GAINS AND LOSSES ON FINANCIAL INSTRUMENTS AT FAIR VALUE

### Full year 2020

Amounts in NOK 1 000	Fair value through profit and loss	Fair value through other comprehensive income	Fair value hedge through profit and loss	Cash flow hedge through other comprehensive income	Total	Of which realised	Of which unrealised
Lending to customers (fixed income)	186 706	-	-	-	186 706	12 585	174 121
Bonds and certificates <sup>1</sup>	(1 303)	8 097	-	-	6 794	97 731	(90 938)
Debts from issuance of securities	-	-	(3 551 932)	-	(3 551 932)	-	(3 551 932)
Financial derivatives	(150 131)	-	3 559 706	98 710	3 409 575	-	3 409 575
<b>Total</b>	<b>35 272</b>	<b>8 097</b>	<b>7 774</b>	<b>98 710</b>	<b>51 143</b>	<b>110 316</b>	<b>(59 174)</b>

### Full year 2019

Amounts in NOK 1 000	Fair value through profit and loss	Fair value through other comprehensive income	Fair value hedge through profit and loss	Cash flow hedge through other comprehensive income	Total	Of which realised	Of which unrealised
Lending to customers (fixed income)	(34 245)	-	-	-	(34 245)	1 029	(35 274)
Bonds and certificates <sup>1</sup>	-	6 634	-	-	6 634	103 181	(96 547)
Shares classified at fair value recognised in profit or loss	(850)	-	-	-	(850)	-	(850)
Debts from issuance of securities	-	-	1 258 235	-	1 258 235	-	1 258 235
Financial derivatives	34 383	-	(1 263 499)	52 974	(1 229 116)	-	(1 229 116)
<b>Total</b>	<b>(712)</b>	<b>6 634</b>	<b>(5 264)</b>	<b>52 974</b>	<b>658</b>	<b>104 210</b>	<b>(103 552)</b>

<sup>1</sup> The accounting line comprises net realised gain and loss on bonds and certificates, and currency effects related to cash collateral received and reinvested cash collateral in foreign currencies.

## NOTE 12: FAIR VALUE OF FINANCIAL INSTRUMENTS AT AMORTISED COST

Amounts in NOK 1 000	31 Dec 2020		31 Dec 2019	
	Book value	Fair value	Book value	Fair value
<b>Financial assets</b>				
Loans to and deposits with credit institutions	971 759	971 759	968 309	968 309
Lending to customers	89 268 662	89 268 662	84 718 544	84 718 544
<b>Total financial assets</b>	<b>90 240 422</b>	<b>90 240 422</b>	<b>85 686 852</b>	<b>85 686 852</b>
<b>Financial liabilities</b>				
Debt securities in issue	106 127 106	106 616 742	94 300 106	94 809 378
Subordinated loan capital	724 343	733 675	889 050	899 677
<b>Total financial liabilities</b>	<b>106 851 448</b>	<b>107 350 417</b>	<b>95 189 156</b>	<b>95 709 055</b>

The fair value of lending to customers with floating interest rates and of lending to and receivables from credit institutions is considered to be equal to book value, and is considered to be equal to amortised cost. The fair value of fixed-rate loans is measured as equal to amortised cost adjusted for the present value of the difference between the loans' fixed rate of interest and the interest rate at the balance sheet date. The share of fixed and floating rate loans is presented in [note 4.2](#). The fair value of Norwegian debt securities in issue and subordinated loan capital are based on tax-related prices published by the Norwegian Securities Dealers Association (Norsk Fondsmeglerforbund). The fair value of foreign debt securities in issue is based on quoted prices provided by Bloomberg.

### NOTE 13: TANGIBLE AND INTANGIBLE ASSETS

Amounts in NOK 1 000	Software	Total
Original cost 1 January	27 954	27 954
Additions	468	468
Disposals	-	-
<b>Original cost 31 December</b>	<b>28 422</b>	<b>28 422</b>
Accumulated depreciation 1 January	23 402	23 402
Accumulated depreciation 31 December	25 153	25 153
<b>Book value 31 December</b>	<b>3 270</b>	<b>3 270</b>
Depreciation charge for the year	1 751	1 751
Useful economic life	5 years	
Depreciation schedule	Linear	

#### Depreciation recognised through profit and loss

Depreciation charge for the year other intangible assets	1 751
Depreciation charge of right-of-use assets for the year (IFRS 16)	2 384
<b>Total</b>	<b>4 135</b>

### IFRS 16 – Leases

Amounts in NOK 1 000	31 Dec 2020	31 Dec 2019
<b>Balance sheet</b>		
Right-of-use assets	15 932	16 701
Lease obligations	16 267	16 593

#### Statement of comprehensive income

Depreciation	2 384	2 088
Interest expenses	422	541
<b>Total</b>	<b>2 807</b>	<b>2 629</b>

#### Effects relating to IFRS 16

Reduction in operating costs relating to IAS 17	2 457	2 513
Increase in costs after implementing IFRS 16	2 807	2 629
<b>Change in profit before taxes in the period</b>	<b>(350)</b>	<b>(115)</b>

IFRS 16 on lease accounting requires that all leases are recognised in the balance sheet by recognising the beneficial use of an asset as an asset, while making provision for the lease obligation as a liability. EBK has only one lease, covering office premises, which is subject to this standard. The beneficial use and lease obligation are recognized as NOK 15.9 million and NOK 16.3 million respectively, in the company's balance sheet at 31 December 2020, representing the present value of future rent payments over the duration of the lease. The lease duration which forms the basis for calculating future rent payments corresponds to the remaining period until the termination of the lease (about 7 years at 31 December 2020). Possible options are not added to the lease duration. In addition, the beneficial use is depreciated over the duration of the lease while interest on the lease obligation is expensed. Depreciation is presented together with other depreciation in the statement of comprehensive income, while interest is included in financial expenses in the statement of comprehensive income. Interest costs are calculated by applying the discount rate (the company's incremental borrowing rate) to the lease obligation.

### NOTE 14: SHARES AT FAIR VALUE RECOGNISED IN PROFIT IN LOSS AND SHARES IN ASSOCIATED COMPANY

#### Shares classified at fair value recognised in profit and loss

Amounts in NOK 1 000	Number of shares	Cost price	Book value	Owner share
Nordic Credit Rating AS	10 000	2 500	1 650	1.67%
<b>Total</b>	<b>10 000</b>	<b>2 500</b>	<b>1 650</b>	

#### Shares in associated companies

Assets in associated companies are recognised using the equity method.

Amounts in NOK 1 000	Number of shares	Owner share
Eiendomsverdi AS <sup>1</sup>	470 125	25.00%
<b>Total</b>	<b>470 125</b>	

Amounts in NOK 1 000	2020	2019
Carrying amount at 1 January	63 685	54 441
Addition/disposal	-	-
Revaluation at acquisition cost	-	-
Share of profit/loss	12 631	19 117
Dividends	(18 875)	(9 873)
<b>Carrying amount at 31 December</b>	<b>57 441</b>	<b>63 685</b>

<sup>1</sup> The shareholding in Eiendomsverdi is valued at the overall acquisition price on the basis of a staged acquisition adjusted for EBK's share of the profit and dividend received. The positive difference between the carried amount in the balance sheet and the acquisition price is recognised in fund for valuation differences.

### NOTE 15: LIABILITIES

Amounts in NOK 1 000	31 Dec 2020	31 Dec 2019
Nominal value of bonds	96 259 050	88 087 050
Difference in fair value	9 868 056	6 213 056
Nominal value of subordinated loan capital	725 000	890 000
Difference in fair value	(657)	(950)
<b>Total</b>	<b>106 851 448</b>	<b>95 189 156</b>

Eika Boligkreditt has an overdraft facility with DNB Bank ASA (DNB). Amounting to NOK 50 million, this facility was undrawn at 31 December 2020 and 31 December 2019. Equity conditions apply to the overdraft facility. Liquidity support from the owner banks is

regulated by an agreement dated 10 May 2012 on the purchase of covered bonds. The main features of this agreement are that the owner banks, for as long as they have residential mortgage portfolios in the company and under given circumstances, are committed to provide Eika Boligkreditt



with liquidity. This liquidity obligation is limited to the maturity of the company's covered bonds issued under the Euro Medium Term Covered Note Programme (EMTCN Programme) and associated swap agreements over the coming 12 months. To the extent that covered bonds have been purchased by the owner banks under the liquidity agreement and have not been redeemed, these are deducted from the calculation of each owner bank's outstanding liquidity obligation. Each owner bank's liquidity obligation is primarily limited to its pro rata share of the issued amount, which is calculated on the basis of each owner bank's share of the company's mortgage portfolio. Should one or more owner banks fail to fulfil their liquidity obligation pursuant to the agreement, the liquidity obligation of the other owner banks can be increased up to a limit of twice their original pro rata share.

The agreement on purchasing covered bonds can be terminated under certain conditions.

Conditions also apply to the lender concerning overcollateralisation. For CBs ascribed to the company's cover pool, requirements relating to overcollateralisation of 105 per cent apply to loans included in the EMTCN-Programme. This means that the company must at all times have assets in its cover pool that constitute at least 105 per cent of total outstanding covered bonds. See [note 16](#) for more information.

At 31 December 2020, the company had bonds and certificates in issue with a nominal value of NOK 96 259 050 000.

## Note 15.1 Debts from issuance of securities

### Covered bonds

Amounts in NOK 1 000

ISIN	Nominal amounts	Local currency	Interest rate terms	Interest rate	Establishment	Maturity	31 Dec 2020	31 Dec 2019
NO0010605587	1 000 000	NOK	Fixed	5.20%	2011	2021	566 000	1 000 000
NO0010625346	1 500 000	NOK	Fixed	4.60%	2011	2026	1 500 528	1 500 620
NO0010669922	1 000 000	NOK	Fixed	4.00%	2013	2028	997 843	997 537
NO0010685480	5 125 000	NOK	Floating	3M Nibor + 0.54%	2013	2020	-	5 130 475
NO0010685704	550 000	NOK	Fixed	3.50%	2013	2020	-	550 430
NO0010687023	150 000	NOK	Fixed	4.10%	2013	2028	150 000	150 000
XS0881369770	1 000 000	EUR	Fixed	2.125%	2013	2023	10 454 132	9 823 464
XS1044766191	500 000	EUR	Fixed	1.50%	2014	2021	5 233 823	4 915 227
NO0010732258	8 000 000	NOK	Floating	3M Nibor + 0.28%	2015	2022	7 988 242	7 977 615
NO0010733694	2 000 000	NOK	Fixed	1.75%	2015	2021	741 076	1 147 747
XS1312011684	500 000	EUR	Fixed	0.625%	2015	2021	5 230 507	4 913 307
NO0010763022	850 000	NOK	Fixed	2.25%	2016	2031	844 430	843 890
NO0010775190	5 000 000	NOK	Floating	3M Nibor + 0.40%	2016	2020	-	2 061 001
NO0010780687	700 000	NOK	Fixed	2.60%	2016	2027	699 572	699 505
XS1397054245	500 000	EUR	Fixed	0.375%	2016	2023	5 219 444	4 901 787
NO0010794308	5 000 000	NOK	Floating	3M Nibor + 0.43%	2017	2022	5 004 434	5 007 130
XS1566992415	500 000	EUR	Fixed	0.375%	2017	2024	5 218 604	4 902 450
XS1725524471	500 000	EUR	Fixed	0.375%	2017	2025	5 213 458	4 897 680
NO0010815376	1 600 000	NOK	Fixed	2.67%	2018	2033	1 589 944	1 589 113
NO0010821192	8 050 000	NOK	Floating	3M Nibor + 0.34%	2018	2023	8 046 550	8 045 233
XS1869468808	500 000	EUR	Fixed	0.50%	2018	2025	5 211 030	4 895 435
XS1945130620	500 000	EUR	Fixed	0.88%	2019	2029	5 194 438	4 879 971
XS1969637740	10 000	EUR	Fixed	1.25%	2019	2039	104 703	98 460
XS1997131591	60 000	EUR	Fixed	1.11%	2019	2039	628 114	590 657
NO0010863178	7 250 000	NOK	Floating	3M Nibor + 0.25%	2019	2024	7 244 704	7 243 266
XS2085864911	5 000	EUR	Fixed	0.56%	2019	2039	52 286	49 165
XS2133386685	500 000	EUR	Fixed	0.01%	2020	2027	5 303 271	-
NO0010881162	6 000 000	NOK	Floating	3M Nibor + 0.41%	2020	2025	5 997 886	-
XS2234711294	500 000	EUR	Fixed	0.01%	2020	2028	5 327 202	-
Value adjustments							2 616 270	1 939 521
<b>Total covered bonds<sup>1</sup></b>							<b>102 378 493</b>	<b>90 750 687</b>

<sup>1</sup> For covered bonds ascribed to the company's cover pool, an overcollateralisation requirement of 5 per cent applies in accordance with the company's borrowing programme (Euro Medium Term Covered Note Programme). An overcollateralization of five per cent is also necessary to maintain the Aaa rating from Moody's Investor Service.

### Senior unsecured bonds

Amounts in NOK 1 000

ISIN	Nominal amounts	Local currency	Interest rate terms	Interest rate	Establishment	Maturity	31 Dec 2020	31 Dec 2019
NO0010739287	600 000	NOK	Floating	3M Nibor + 0.70%	2015	2020	-	599 940
NO0010776099	500 000	NOK	Floating	3M Nibor +0.92%	2016	2020	-	499 944
NO0010782048	500 000	NOK	Floating	3M Nibor +0.95%	2017	2022	500 522	501 030
NO0010830367	450 000	NOK	Floating	3M Nibor + 0.56%	2018	2022	449 894	449 829
NO0010834716	500 000	NOK	Fixed	3.01%	2018	2025	299 670	299 602
NO0010841620	300 000	NOK	Fixed	2.87%	2019	2026	299 718	299 663
NO0010845936	500 000	NOK	Floating	3M Nibor + 0.78%	2019	2024	299 860	299 817
NO0010849433	500 000	NOK	Floating	3M Nibor + 0.74%	2019	2024	299 750	299 678
NO0010851975	1 000 000	NOK	Floating	3M Nibor + 0.27%	2019	2021	299 978	299 918
NO0010874944	300 000	NOK	Floating	3M Nibor +0.58%	2020	2025	299 766	-
NO0010891351	500 000	NOK	Floating	3M Nibor + 0.50%	2020	2023	499 800	-
NO0010904642	500 000	NOK	Floating	3M Nibor + 0.65%	2020	2024	499 654	-
<b>Total senior unsecured bonds</b>							<b>3 748 612</b>	<b>3 549 419</b>
<b>Total debt securities issued</b>							<b>106 127 106</b>	<b>94 300 106</b>

### Subordinated loan capital

Amounts in NOK 1 000

ISIN	Nominal amounts	Local currency	Interest rate terms	Interest rate	Establishment	Maturity	31 Dec 2020	31 Dec 2019
NO0010729650	200 000	NOK	Floating	3M Nibor + 1.85% <sup>1</sup>	2015	2025	-	164 997
NO0010759475	150 000	NOK	Floating	3M Nibor + 3.40% <sup>2</sup>	2016	2026	149 988	149 928
NO0010814916	325 000	NOK	Floating	3M Nibor + 1.40% <sup>3</sup>	2018	2028	324 729	324 598
NO0010864333	250 000	NOK	Floating	3M Nibor + 1.55% <sup>4</sup>	2019	2029	249 626	249 526
<b>Total subordinated loan capital</b>							<b>724 343</b>	<b>889 050</b>

<sup>1</sup> Subordinated loan of NOK 200 million maturing on 21 January 2025, with a redemption right (call) on 21 January 2020 and thereafter quarterly at each interest date. A regulatory and a tax related call is also provided. Should official regulation lead to changes which affect how far the capital can be regarded as tier 2 capital, the bond can be redeemed at a price equal to 100 per cent plus accrued interest. The company has decided to exercise the redemption right on 21 January 2020.

<sup>2</sup> Subordinated loan of NOK 150 million maturing on 17 March 2026, with a redemption right (call) on 17 March 2021 and thereafter quarterly at each interest date. A regulatory and a tax related call is also provided. Should official regulation lead to changes which affect how far the capital can be regarded as tier 2 capital, the bond can be redeemed at a price equal to 100 per cent plus accrued interest.

<sup>3</sup> Subordinated loan of NOK 325 million maturing on 2 February 2028, with a redemption right (call) on 2 February 2023 and thereafter quarterly at each interest date. A regulatory and a tax related call is also provided. Should official regulation lead to changes which affect how far the capital can be regarded as tier 2 capital, the bond can be redeemed at a price equal to 100 per cent plus accrued interest.

<sup>4</sup> Subordinated loan of NOK 250 million maturing on 27 September 2029, with a redemption right (call) on 27 September 2024 and thereafter quarterly at each interest date. A regulatory and a tax related call is also provided. Should official regulation lead to changes which affect how far the capital can be regarded as tier 2 capital, the bond can be redeemed at a price equal to 100 per cent plus accrued interest.

## NOTE 16: COVER POOL

For covered bonds ascribed to the company's cover pool, an overcollateralisation requirement of 5 per cent applies in accordance with the company's borrowing programme (Euro Medium Term Covered Note Programme). An overcollateralization of five per cent is also necessary to maintain the Aaa rating from Moody's Investor Service. Nominal values are used when calculating the five-per-cent overcollateralisation. Pursuant to section 11-7 of the financial institutions regulations, an overcollateralisation of at least two per cent of the value of the covered bonds in the cover pool is required. Calculating the two-per-cent requirements is based on fair value and the company's own holding of covered bonds.

### Calculation of overcollateralisation using nominal values (calculated in accordance to section 11-7 of the financial institutions regulations)

Cover pool		Fair value	
Amounts in NOK 1 000		31 Dec 2020	31 Dec 2019
Lending to customers <sup>2</sup>		88 998 168	84 345 467
<b>Substitute assets and derivatives:</b>			
Financial derivatives without accrued interest (net)		9 663 684	6 079 459
Substitute assets <sup>3</sup>		12 994 572	9 838 148
<b>Total cover pool</b>		<b>111 656 424</b>	<b>100 263 074</b>
<b>The cover pool's overcollateralisation<sup>4</sup></b>		<b>107.75%</b>	<b>105.81%</b>

### Covered bonds issued

Amounts in NOK 1 000	31 Dec 2020	31 Dec 2019
Covered bonds	102 378 493	90 750 687
Premium/discount	(14 613)	217 963
Own holding (Covered bonds) <sup>1</sup>	1 258 000	3 789 000
<b>Total covered bonds</b>	<b>103 621 880</b>	<b>94 757 650</b>

<sup>1</sup> Account has been taken of the company's own holding of covered bonds when calculating the two per cent requirement.

### Calculation of overcollateralisation at fair value (calculated in accordance to the requirements in the company's borrowing programme and according to Moody's Investors Service methodology)

Cover pool		Nominal values	
Amounts in NOK 1 000		31 Dec 2020	31 Dec 2019
Lending to customers <sup>2</sup>		88 839 105	84 360 526
<b>Substitute assets:</b>			
Substitute assets <sup>3</sup>		12 906 286	9 775 435
<b>Total</b>		<b>101 745 391</b>	<b>94 135 960</b>
<b>The cover pool's overcollateralisation<sup>4</sup></b>		<b>109.98%</b>	<b>111.35%</b>

### Covered bonds issued

Amounts in NOK 1 000	31 Dec 2020	31 Dec 2019
Covered bonds	92 509 050	84 537 050
<b>Total covered bonds</b>	<b>92 509 050</b>	<b>84 537 050</b>

<sup>2</sup> Loans, which have collateral without legal protection, are excluded.

<sup>3</sup> Substitute assets include lending to and receivables from credit institutions, bond and certificates at fair value and repo agreements.

<sup>4</sup> Pursuant to the Financial Supervisory Authority's guidance for reporting LCR, the liquidity cover ratio is excluded when calculating the cover pool's overcollateralisation. At 31 December 2020, liquid assets totalling NOK 900 million in the form of bonds and certificates were excluded from the calculation of the cover pool's overcollateralisation. Had this liquidity also been taken into account when valuing the cover pool, overcollateralisation would have been 8.62 per cent at fair value and 10.96 per cent at nominal value.



## NOTE 17: PAYROLL COSTS

Amounts in NOK 1 000	2020	2019
Pay, fees, etc	22 480	22 600
National insurance contributions	4 864	5 155
Pension costs	3 167	3 484
Other personnel costs	792	1 017
<b>Total</b>	<b>31 304</b>	<b>32 256</b>
Average number of employees (full-time equivalent)	19.0	19.8

## NOTE 18: REMUNERATION OF SENIOR EXECUTIVES, GOVERNING BODIES, AUDITORS, ETC

Amounts in NOK 1 000	Pay <sup>1</sup>	Other <sup>2</sup>	Pension costs ordinary scheme	Pension costs additional scheme
Kjartan M Bremnes CEO	2 766	322	181	800

The CEO is included in the company's ordinary pension scheme. In addition, an agreement has been entered into on an additional defined-contribution pension based on a fixed supplement to the company pension. This supplement comprises a contribution of 18 per cent of pay above 12 times the national insurance base rate (G) for a retirement pension between the ages of 67 and 77, as well as a calculated supplement to an early retirement pension from the ages of 63 to 67 which will provide a pension on retirement at the age of 63 of almost 66 per cent pay from the ages of 63 to 67. The pension shown in the table above presents the expense for the year.

The CEO has no agreement on pay after termination of his employment. The company has no bonus scheme.

<sup>1</sup> Includes pay and holiday pay.

<sup>2</sup> Fringe benefits and other benefits.

## Directors

Amounts in NOK 1 000	Fees
Tor Egil Lie	197
Dag Olav Løseth	132
Terje Svendsen	132
Olav Sem Austmo	132
Rune Iversen	132
Torleif Lilløy	132
Gro F Skårsmoen	7
Børre Grovan	13
Morten Christoffersen	12
<b>Total directors' fee</b>	<b>889</b>

## Risk committee

Amounts in NOK 1 000	Fees
Terje Svendsen	52
Dag Olav Løseth	46
Torleif Lilløy	46
<b>Total risk committee</b>	<b>143</b>

## Nomination committee

Amounts in NOK 1 000	Fees
Jørn Berg	20
Hans Petter Gjeterud	10
Harald Flaa	10
Trygve Jacobsen	10
Siri Fossum	10
<b>Total nomination committee</b>	<b>62</b>

## Remuneration committee

Amounts in NOK 1 000	Fees
Rune Iversen	20
Olav Sem Austmo	20
<b>Total risk committee</b>	<b>39</b>

## Auditor

Remuneration to Deloitte AS and their associates is as follows:

Amounts in NOK 1 000	2020	2019
Statutory audit	534	581
Other assurance services	512	338
Tax advise	20	53
Other services unrelated to audit	67	41
<b>Total</b>	<b>1 133</b>	<b>1 013</b>

The figures above exclude VAT.

## NOTE 19: PENSION COST

The company is required to have an occupational pension scheme in accordance with Norwegian legislation on defined contribution pensions ("lov om innskuddspensjon"). The company has arrangements that comply with the statutory requirements. Eika Boligkreditt decided in 2016 to close its defined-benefit pension plan, which means that all employees are now covered by a defined-contribution scheme.

### Defined contribution scheme

This scheme is based on an agreement that the company has to provide a contribution of seven per cent of pay rates from zero to 7.1 times the national insurance base rate (G) and 20 per cent of pay from the 7.1 to 12 G. In addition, the company provides risk insurance that includes disability and children's pensions for those included in the defined contribution scheme.

### AFP – early retirement pension

The AFP is an early retirement pension plan for the private sector enshrined in collective pay agreements. To benefit from the scheme, an employee must have been employed in a company affiliated to the AFP for seven of the nine years before they reach the age of 62. Premiums are calculated as a fixed percentage of annual pay between one and 7.1 times the National Insurance base rate (G). No premiums are paid for employees after the year they reach the age of 61. All employees in the company are members of the scheme from 1 April 2016. The premium paid is expensed.

### Unfunded scheme

The company has an additional defined-contribution pension for the chief executive. In connection with this plan, a secured loan agreement provides that an amount corresponding to the pension obligation is deposited in an escrow account.

Pension costs and pension liabilities include employer's national insurance contributions.

	2020	2019
Number of employees in the unfunded scheme	1	1
Number of employees in the defined contribution pension scheme	19	20

### Pension expenses

Amounts in NOK 1 000	2020	2019
Defined contribution pension schemes	2 461	2 937
Individual plan	981	960
AFP – early retirement pension	331	333
<b>Net pension expenses</b>	<b>3 772</b>	<b>4 231</b>

### Pension commitments

Amounts in NOK 1 000	31 Dec 2020	31 Dec 2019
Pension commitments	5 974	5 021
<b>Sum pensjonsforpliktelser</b>	<b>5 974</b>	<b>5 021</b>

## NOTE 20: TAXES

Amounts in NOK 1 000	2020	2019
<b>Tax on ordinary profit and loss</b>		
Income tax payable in the balance sheet	3 488	62 232
Correction for tax on interest from tier 1 perpetual bonds recognised as equity	-	-
Change in deferred tax ordinary profit and loss	25 302	(33 783)
Change in deferred tax other comprehensive income	-	(14 902)
<b>Total tax on ordinary profit and loss</b>	<b>28 790</b>	<b>13 546</b>

### Reconciliation of expected and actual tax - ordinary profit and loss

Profit before taxes	152 644	102 208
Expected tax on income at nominal tax rate (25%)	38 161	25 552
Reversal of earlier provisions for taxes	-	-
Tax effect of permanent differences	(9 371)	(12 006)
Deferred tax for change in tax rate	-	-
<b>Total tax on ordinary profit and loss</b>	<b>28 790</b>	<b>13 546</b>
Effective tax rate	18.9%	13.3%

### Tax on other comprehensive income

Change in deferred tax on net gains and losses on bonds and certificates	2 024	1 659
Change in deferred tax on net gains and losses on basis swaps	24 677	13 244
<b>Total tax on other comprehensive income</b>	<b>26 702</b>	<b>14 902</b>

### Reconciliation of expected and actual tax - other comprehensive income

Other comprehensive income before tax	106 806	59 608
Expected tax on income at nominal tax rate (25%)	26 702	14 902
Tax effect of permanent differences	-	-
<b>Total tax on other comprehensive income</b>	<b>26 702</b>	<b>14 902</b>

### Deferred tax related to the following temporary differences

Fixed assets	(4)	(5)
Pensions	238	236
Financial instruments	(52 131)	33 736
Other temporary differences	(107)	(184)
<b>Total change in deferred tax</b>	<b>(52 004)</b>	<b>33 783</b>

#### Deferred tax asset and deferred tax in the balance relate to the following temporary differences

Amounts in NOK 1 000	31 Dec 2020	31 Dec 2019
Fixed assets	34	50
Net pension commitments	5 974	5 021
Financial instruments	97 448	305 973
Other temporary differences	-	429
<b>Total temporary differences</b>	<b>103 456</b>	<b>311 472</b>
<b>Deferred tax assets</b>	<b>25 864</b>	<b>77 868</b>

#### NOTE 21: OTHER FINANCIAL ASSETS

Amounts in NOK 1 000	31 Dec 2020	31 Dec 2019
Prepaid expenses	2 636	2 068
Repo agreements	-	-
Accrued interests	103 025	139 977
Short-term receivables	1	50
<b>Total other financial assets</b>	<b>105 662</b>	<b>142 095</b>

#### NOTE 22: OTHER LIABILITIES

Amounts in NOK 1 000	31 Dec 2020	31 Dec 2019
<b>Accrued costs</b>		
Commissions on bank lending	212 984	145 719
Accrued interest	569 428	625 932
Accrued employer's national insurance contributions	1 320	1 500
Deferred directors' fees	665	612
Accrued holiday pay	2 175	2 327
Deferred bonus	-	429
Other accrued costs	15	-
<b>Total accrued costs</b>	<b>786 587</b>	<b>776 518</b>

#### Other debt

Debt to companies in the same group	-	-
Accounts payable	772	736
Unpaid withholding tax	1 137	1 178
Unpaid VAT	19	245
Tax payable	3 488	62 232
Other debt	-	-
<b>Total</b>	<b>5 416</b>	<b>64 390</b>
<b>Total other liabilities</b>	<b>792 003</b>	<b>840 908</b>

#### NOTE 23: COMMISSION COSTS

Amounts in NOK 1 000	2020	2019
Portfolio commission <sup>1</sup>	633 372	478 044
Instalment commission	11 431	10 072
Banking services	1 718	1 736
<b>Total commission costs</b>	<b>646 521</b>	<b>489 852</b>

<sup>1</sup> The company's distributors have the right to a portfolio commission for mortgages included in the mortgage portfolio. This commission equals the lending interest rate on the individual mortgage less a specified net interest rate. Distributors qualify for commission on the basis of the same calculation principles applied when calculating the mortgage interest rate to be paid by the mortgagee.

#### NOTE 24: ADMINISTRATIVE AND OTHER OPERATING EXPENSES

Amounts in NOK 1 000	2020	2019
IT costs	10 358	9 618
Phone, postage, etc	1 020	1 092
Accessories and equipment	447	333
Marketing	133	284
Other administrative expenses	7 352	6 999
<b>Total administrative expenses</b>	<b>19 310</b>	<b>18 326</b>
External services	11 130	12 354
Operating expenses on rented premises	422	318
Insurance cost	258	253
Other operating expenses	1 918	1 771
<b>Total other operating expenses</b>	<b>13 728</b>	<b>14 696</b>



## NOTE 25: SHARE CAPITAL AND SHAREHOLDER INFORMATION

The share capital consists of 1 225 496 642 shares, each with a nominal value of NOK 1.00. All shares were authorised, issued and fully paid at 31 December 2020.

List of shareholders at 31 December 2020	Number of shares	Ownership share
Jernbanepersonalets Sparebank	83 555 471	6.82%
Jæren Sparebank	73 840 284	6.03%
Askim & Spydeberg Sparebank	55 171 313	4.50%
Skagerrak Sparebank	52 786 557	4.31%
OBOS-banken	49 231 061	4.02%
Totens Sparebank	44 422 457	3.62%
Orkla Sparebank	37 833 582	3.09%
Skue Sparebank	33 783 146	2.76%
Lillestrømbanken	31 465 650	2.57%
Sparebanken Narvik	26 941 586	2.20%
Aurskog Sparebank	26 812 324	2.19%
Grong Sparebank	26 776 934	2.18%
Odal Sparebank	26 582 222	2.17%
Melhus Sparebank	26 542 869	2.17%
Larvikbanken – Din Personlige Sparebank	25 616 317	2.09%
Eidsberg Sparebank	25 464 613	2.08%
Surnadal Sparebank	25 316 978	2.07%
Rørosbanken	22 469 178	1.83%
Drangedal Sparebank	21 292 609	1.74%
Aasen Sparebank	21 064 881	1.72%
Selbu Sparebank	20 237 105	1.65%
Berg Sparebank	20 067 171	1.64%
Romsdal Sparebank	19 976 728	1.63%
Bien Sparebank ASA	18 963 746	1.55%
Andebu Sparebank	18 588 765	1.52%
Trøgstad Sparebank	18 100 848	1.48%
Sunndal Sparebank	17 485 662	1.43%
Arendal og Omegns Sparekasse	17 378 201	1.42%
Marker Sparebank	16 084 584	1.31%
Sogn Sparebank	15 951 933	1.30%
Østre Agder Sparebank	15 805 354	1.29%
Tysnes Sparebank	15 401 186	1.26%

List of shareholders at 31 December 2020	Number of shares	Ownership share
Sparebanken Din	15 397 990	1.26%
Kvinesdal Sparebank	14 709 818	1.20%
Hjartdal og Gransherad Sparebank	14 199 966	1.16%
Stadsbygd Sparebank	14 132 537	1.15%
Grue Sparebank	14 052 444	1.15%
Strømmen Sparebank	12 977 800	1.06%
Hegra Sparebank	12 544 341	1.02%
Sparebank 68° Nord	17 175 778	1.40%
Høland og Setskog Sparebank	10 515 878	0.86%
Ørland Sparebank	10 385 927	0.85%
Nidaros Sparebank	10 309 761	0.84%
Birkenes Sparebank	10 179 064	0.83%
Valle Sparebank	10 011 852	0.82%
Hemne Sparebank	9 412 021	0.77%
Tinn Sparebank	9 309 128	0.76%
Blaker Sparebank	8 831 451	0.72%
Hjelmeland Sparebank	8 514 534	0.69%
Tolga-Os Sparebank	8 010 944	0.65%
Oppdalsbanken	7 557 945	0.62%
Ørskog Sparebank	7 058 883	0.58%
Evje og Hornnes Sparebank	7 056 152	0.58%
Haltdalen Sparebank	6 615 309	0.54%
Afjord Sparebank	6 452 823	0.53%
Soknedal Sparebank	5 545 268	0.45%
Voss Veksel- og Landmandsbank ASA	5 447 509	0.44%
Rindal Sparebank	4 940 721	0.40%
Fornebu Sparebank	3 987 158	0.33%
Valdres Sparebank	3 126 446	0.26%
Bjugn Sparebank	2 753 620	0.22%
Gildeskål Sparebank	1 759 667	0.14%
Etnedal Sparebank	1 512 592	0.12%
<b>Total</b>	<b>1 225 496 642</b>	<b>100%</b>

The shares have full voting rights pursuant to the company's articles of association.

## NOTE 26: CAPITAL ADEQUACY RATIO

Amounts in NOK 1 000	31 Dec 2020	31 Dec 2019
Share capital	1 225 497	1 225 497
Share premium	3 384 886	3 384 886
Other paid-in equity	477 728	477 728
Other equity	1 018	1 016
<b>Total equity recognised in the balance sheet (without tier 1 perpetual bonds)</b>	<b>5 089 130</b>	<b>5 089 127</b>
Fund for unrealised gains	27 588	9 596
Fund for valuation differences	13 911	-
Intangible assets	(3 270)	(4 553)
Deferred tax assets <sup>1</sup>	-	-
Prudent valuation adjustments of fair valued positions without accrued interest	(28 500)	(20 106)
<b>Total core tier 1 capital</b>	<b>5 098 859</b>	<b>5 074 063</b>
<b>Core capital adequacy ratio (core tier 1 capital)</b>	<b>31 Dec 2020</b>	<b>31 Dec 2019</b>
Weighted calculation basis	37 221 959	34 073 656
Core tier 1 capital	5 098 859	5 074 063
<b>Core tier 1 capital ratio</b>	<b>13.7%</b>	<b>14.9%</b>
Total core tier 1 capital	5 098 859	5 074 063
Tier 1 perpetual bonds	574 232	573 912
<b>Total tier 1 capital</b>	<b>5 673 091</b>	<b>5 647 975</b>
<b>Capital adequacy ratio (tier 1 capital)</b>	<b>31 Dec 2020</b>	<b>31 Dec 2019</b>
Weighted calculation basis	37 221 959	34 073 656
Tier 1 capital	5 673 091	5 647 975
<b>Tier 1 capital ratio</b>	<b>15.2%</b>	<b>16.6%</b>
Total tier 1 capital	5 673 091	5 647 975
Subordinated loans	724 343	724 052
<b>Total primary capital (tier 2 capital)</b>	<b>6 397 434</b>	<b>6 372 027</b>
<b>Capital adequacy ratio (tier 2 capital)</b>	<b>31 Dec 2020</b>	<b>31 Dec 2019</b>
Weighted calculation basis	37 221 959	34 073 656
Total primary capital (tier 2 capital)	6 397 434	6 372 027
<b>Capital adequacy ratio</b>	<b>17.2%</b>	<b>18.7%</b>
Required capital corresponding to eight per cent of calculation basis	2 977 757	2 725 892
Surplus equity and subordinated capital	3 419 677	3 646 135

The capital adequacy ratio is calculated using the standard method in Basel II.

31 December 2020	Weighted calculation basis	Capital requirement
<b>Calculation basis</b>		
Credit risk	34 712 468	32 020 854
Operational risk	326 965	394 304
CVA risk <sup>2</sup>	2 182 527	1 658 498
<b>Total</b>	<b>37 221 959</b>	<b>34 073 656</b>
<b>Leverage Ratio</b>	<b>31 Dec 2020</b>	<b>31 Dec 2019</b>
Total Leverage Ratio exposure	123 706 197	108 698 255
Tier 1 capital	5 673 091	5 647 975
<b>Leverage Ratio</b>	<b>4.6%</b>	<b>5.2%</b>

The company employs the standardised approach for calculating credit risk and the basic indicator approach for calculating operational risk.

<sup>1</sup> Deferred tax assets attributable to temporary differences and amounting to less than 10 per cent of core tier 1 capital are not deducted from core tier 1 capital, but risk-weighted by 250 per cent. See the changes to the calculation regulations which came into force on 30 September 2014.

<sup>2</sup> At 31 December 2020, Eika Boligkreditt had taken account of the risk of credit valuation adjustment (CVA) when calculating capital requirements for credit risk. This represents a supplement to the capital requirement for credit risk related to counterparty risk for derivatives.

The calculation basis comprised NOK 37.2 billion at 31 December. This amount represented a quantification of the company's risk. After account has been taken of the growth in overall lending, and in changes to the company's liquidity portfolio, the calculation basis for capital adequacy at 31 December was NOK 3.1 billion higher than at 1 January.

At all times, the company must have a buffer in relation to the minimum capital adequacy requirement of eight per cent. This buffer must be sufficient to cover relevant risks which could affect the company. The company's internal capital adequacy assessment process (ICAAP) is pursued to ensure that it has an adequate buffer in relation to the minimum requirement. The company plans to capitalise continued growth in the residential mortgage portfolio. The company's capital targets are a core tier 1 capital ratio of 12.0 per cent, a tier 1 capital ratio of 13.5 per cent and a tier 2 capital ratio of 15.5 per cent. These targets are adequate in relation to the legal requirements, the company's Pillar 2-demands, and capital requirements based on the company's internal assessment of risk. As can be seen above, the applicable buffer requirement was met at 31 December 2020 with a core tier 1 capital ratio of 13.7 per cent. The Norwegian Ministry of Finance resolved on 13 March 2020, to decrease the requirement for the countercyclical capital buffer from 2.5 to one per cent with immediate effect. This decrease has been taken into account in the company's capital targets. Capital support from the owner banks is regulated by a shareholder agreement dated 10 May 2012. This includes a commitment by the owner banks that, under given circumstances, they will have to provide the company with the capital required to maintain the company's applicable targets at any given time for tier 1 capital and total primary capital ratios, or higher tier 1 capital and/or total primary capital ratios as required or recommended by the Financial Supervisory Authority of Norway. The individual owner bank's capitalisation obligation is primarily limited to its pro rata share of capital issues, calculated on the basis of each owner bank's share of the company's mortgage portfolio. Should one or more owner banks fail to fulfil their capitalisation obligation pursuant to the agreement, the capitalisation obligation of the remaining owner banks can be raised to a limit of twice their original pro rata share. The agreement on purchasing covered bonds and the shareholder agreement can be terminated under certain conditions.



## NOTE 27: OWNERSHIP

---

Eika Boligkreditt was demerged from Eika Gruppen AS with effect from 18 May 2012. Following the demerger, the company is owned directly by 62 Norwegian banks and OBOS (the owner banks). In conjunction with the owner banks becoming the shareholders of Eika Boligkreditt, a shareholder agreement was entered into which stipulates in part that the ownership of the company is to be rebalanced on an annual basis. This will ensure an annual adjustment so that the holding of each owner bank corresponds to its share of the company's residential mortgage portfolio.



# Independent auditor's report

<b>Report on the Audit of the Financial Statements</b>	79
Opinion	79
Basis for Opinion	79
Key Audit Matters	79
IT-systems and control activities relevant for financial reporting	79
Valuation of financial instruments	80
Other information	80
Responsibilities of The Board of Directors and the Managing Director for the Financial Statements	80
Auditor's Responsibilities for the Audit of the Financial Statements	80
<b>Report on Other Legal and Regulatory Requirements</b>	81
Opinion on the Board of Directors' report	81
Opinion on Registration and Documentation	81
<b>Independent auditor's assurance report on Eika Boligkreditt's TCFD-report for 2020</b>	82
Responsibilities of the Board of Directors	82
Auditor's responsibilities	82

## Deloitte.

Deloitte AS  
Dronning Eufemias gate 14  
Postboks 221 Sentrum  
NO-0103 Oslo  
Norway

Tel: +47 23 27 90 00  
www.deloitte.no

To the General Meeting of Eika Boligkreditt AS

### INDEPENDENT AUDITOR'S REPORT

#### Report on the Audit of the Financial Statements

##### Opinion

We have audited the financial statements of Eika Boligkreditt AS, which comprise the balance sheet as at 31 December 2020, the income statement, statement of changes in equity and statement of cash flows for the year then ended, and notes to the financial statements, including a summary of significant accounting policies.

In our opinion, the accompanying financial statements are prepared in accordance with law and regulations and give a true and fair view of the financial position of the Company as at 31 December 2020, and its financial performance and its cash flows for the year then ended in accordance with International Financial Reporting Standards as adopted by EU.

##### Basis for Opinion

We conducted our audit in accordance with laws, regulations, and auditing standards and practices generally accepted in Norway, including International Standards on Auditing (ISAs). Our responsibilities under those standards are further described in the *Auditor's Responsibilities for the Audit of the Financial Statements* section of our report. We are independent of the Company as required by laws and regulations, and we have fulfilled our other ethical responsibilities in accordance with these requirements. We believe that the audit evidence we have obtained is sufficient and appropriate to provide a basis for our opinion.

##### Key Audit Matters

Key audit matters are those matters that, in our professional judgment, were of most significance in our audit of the financial statements of the current period. These matters were addressed in the context of our audit of the financial statements as a whole, and in forming our opinion thereon, and we do not provide a separate opinion on these matters.

#### IT-systems and control activities relevant for financial reporting

Key audit matter	How the matter was addressed in the audit
Eika Boligkreditt AS's IT-systems are essential for the accounting and reporting of completed transactions, in order to provide the basis for important estimates and calculations, and to provide relevant notes.	Eika Boligkreditt AS has established an overall governance model and control activities related to its IT-systems. We gained an understanding of Eika Boligkreditt AS's overall governance model for IT-systems relevant to financial reporting.
The IT-systems are standardized, and parts of management and operation is outsourced to service providers. Refer to note 7 Other risk to the financial statements for a more detailed description of development, management and operation of IT-systems in Eika Boligkreditt AS.	We assessed and tested for the lending system the design of selected control activities relevant to financial reporting related to IT- operations, change management, and information security. For a sample of these control activities, we tested if they operated effectively in the reporting period.

Deloitte refers to one or more of Deloitte Touche Tohmatsu Limited ("DTTL"), its global network of member firms, and their related entities (collectively, the "Deloitte organization"). DTTL (also referred to as "Deloitte Global") and each of its member firms and related entities are legally separate and independent entities, which cannot obligate or bind each other in respect of third parties. DTTL and each DTTL member firm and related entity is liable only for its own acts and omissions, and not those of each other. DTTL does not provide services to clients. Please see [www.deloitte.no](http://www.deloitte.no) to learn more.

© Deloitte AS

Registrert i Foretaksregisteret Medlemmer av Den norske Revisorforening  
Organisasjonsnummer: 980 211 282



Page 2  
Independent Auditor's Report -  
Eika Boligkreditt AS

#### *IT-systems and control activities relevant for financial reporting, cont.*

Key audit matter	How the matter was addressed in the audit
Effective internal control related to the lending system at Eika Boligkreditt AS is vital to ensure accurate, complete and reliable financial reporting and is therefore a key audit matter.	<p>We assessed and tested the design of selected automated control activities within the lending system related to among other calculations and preventive automated controls. For a sample of these control activities, we tested if they operated effectively in the reporting period.</p> <p>We used our own IT specialists to understand the overall governance model for IT-systems and in the assessment and testing of the control activities related to the lending system.</p>

#### *Valuation of financial instruments*

Key audit matter	How the matter was addressed in the audit
<p>Eika Boligkreditt AS has financial derivatives with a net value in the balance sheet of 10,1 billion NOK as per December 31, 2020 whereof combined interest- and currency swaps constitutes 10,3 billion NOK as per December 31, 2020. The estimates and judgmental assessments concerning the valuation of these financial instruments are described in note 2 and 8 to the financial statements.</p> <p>The risk related to valuation of financial derivatives is particularly related to financial derivatives that are not traded in an active market. At Eika Boligkreditt AS this is the case for their combined interest- and currency swaps used to hedge exchange and interest risk related to their funding.</p> <p>Elements of basis swaps are included in the valuation of these derivatives. Net gain and loss from basis swaps results in annual net gain and loss in the income statement as there is no corresponding change in fair value on the funding. Valuation combined interest- and currency swaps is therefore considered a key audit matter in our audit.</p>	<p>Eika Boligkreditt AS has established certain control activities related to the valuation of combined interest- and currency swaps. We have assessed the design of selected key control activities. For a sample of these control activities, we tested if they operated effectively in the reporting period. The control activities we tested were related to the calculation method, determination of the assumptions used and the reasonability of the net gain and loss from the value changes from basis swaps.</p> <p>We challenged management's selection of method and the applied assumptions by considering if these were in line with commonly used valuation standards and industry practice. For a sample of combined interest- and currency swaps, we reconciled the applied assumptions with the external sources used by the company. Based on the company's own assumptions we also calculated the accuracy of gain and loss related to value changes from basis swaps.</p> <p>We also assessed whether the information in related notes was adequate.</p>

#### *Other information*

Management is responsible for the other information. The other information comprises information in the annual report, except the financial statements and our auditor's report thereon.

Our opinion on the financial statements does not cover the other information and we do not express any form of assurance conclusion thereon.

Penneo Dokumentnøkkel: VOBWD-YFUHW-LP4JL-A4IN-4U66U-YGQHK



Page 3  
Independent Auditor's Report -  
Eika Boligkreditt AS

In connection with our audit of the financial statements, our responsibility is to read the other information and, in doing so, consider whether the other information is materially inconsistent with the financial statements or our knowledge obtained in the audit or otherwise appears to be materially misstated.

If, based on the work we have performed, we conclude that there is a material misstatement of this other information, we are required to report that fact. We have nothing to report in this regard.

#### *Responsibilities of the Board of Directors and the Managing Director for the Financial Statements*

The Board of Directors and the Managing Director (management) are responsible for the preparation in accordance with law and regulations, including a true and fair view of the financial statements in accordance with International Financial Reporting Standards as adopted by the EU, and for such internal control as management determines is necessary to enable the preparation of financial statements that are free from material misstatement, whether due to fraud or error.

In preparing the financial statements, management is responsible for assessing the Company's ability to continue as a going concern, disclosing, as applicable, matters related to going concern and using the going concern basis of accounting unless management either intends to liquidate the Company or to cease operations, or has no realistic alternative but to do so.

#### *Auditor's Responsibilities for the Audit of the Financial Statements*

Our objectives are to obtain reasonable assurance about whether the financial statements as a whole are free from material misstatement, whether due to fraud or error, and to issue an auditor's report that includes our opinion. Reasonable assurance is a high level of assurance, but is not a guarantee that an audit conducted in accordance with laws, regulations, and auditing standards and practices generally accepted in Norway, including ISAs will always detect a material misstatement when it exists. Misstatements can arise from fraud or error and are considered material if, individually or in aggregate, they could reasonably be expected to influence the economic decisions of users taken on the basis of these financial statements.

As part of an audit in accordance with laws, regulations, and auditing standards and practices generally accepted in Norway, including ISAs, we exercise professional judgment and maintain professional scepticism throughout the audit. We also:

- identify and assess the risks of material misstatement of the financial statements, whether due to fraud or error. We design and perform audit procedures responsive to those risks, and obtain audit evidence that is sufficient and appropriate to provide a basis for our opinion. The risk of not detecting a material misstatement resulting from fraud is higher than for one resulting from error, as fraud may involve collusion, forgery, intentional omissions, misrepresentations, or the override of internal control.
- obtain an understanding of internal control relevant to the audit in order to design audit procedures that are appropriate in the circumstances, but not for the purpose of expressing an opinion on the effectiveness of the Company's internal control.
- evaluate the appropriateness of accounting policies used and the reasonableness of accounting estimates and related disclosures made by management.
- conclude on the appropriateness of management's use of the going concern basis of accounting and, based on the audit evidence obtained, whether a material uncertainty exists related to events or conditions that may cast significant doubt on the Company's ability to continue as a going concern. If we conclude that a material uncertainty exists, we are required to draw attention in our auditor's report to the related disclosures in the financial statements or, if such disclosures are inadequate, to modify our opinion. Our conclusions are based on the audit evidence obtained up to the date of our auditor's report. However, future events or conditions may cause the Company to cease to continue as a going concern.
- evaluate the overall presentation, structure and content of the financial statements, including the disclosures, and whether the financial statements represent the underlying transactions and events in a manner that achieves a true and fair view.

Penneo Dokumentnøkkel: VOBWD-YFUHW-LP4JL-A4IN-4U66U-YGQHK



Page 4  
Independent Auditor's Report -  
Eika Boligkreditt AS

We communicate with those charged with governance regarding, among other matters, the planned scope and timing of the audit and significant audit findings, including any significant deficiencies in internal control that we identify during our audit.

We also provide those charged with governance with a statement that we have complied with relevant ethical requirements regarding independence, and to communicate with them all relationships and other matters that may reasonably be thought to bear on our independence, and where applicable, related safeguards.

From the matters communicated with those charged with governance, we determine those matters that were of most significance in the audit of the financial statements of the current period and are therefore the key audit matters. We describe these matters in our auditor's report unless law or regulation precludes public disclosure about the matter or when, in extremely rare circumstances, we determine that a matter should not be communicated in our report because the adverse consequences of doing so would reasonably be expected to outweigh the public interest benefits of such communication.

#### **Report on Other Legal and Regulatory Requirements**

##### *Opinion on the Board of Directors' report*

Based on our audit of the financial statements as described above, it is our opinion that the information presented in the Board of Directors' report and in the statements on Corporate Governance and Corporate Social Responsibility concerning the financial statements, the going concern assumption and the proposed allocation of the result is consistent with the financial statements and complies with the law and regulations.

##### *Opinion on Registration and Documentation*

Based on our audit of the financial statements as described above, and control procedures we have considered necessary in accordance with the International Standard on Assurance Engagements (ISAE) 3000, *Assurance Engagements Other than Audits or Reviews of Historical Financial Information*, it is our opinion that management has fulfilled its duty to produce a proper and clearly set out registration and documentation of the Company's accounting information in accordance with the law and bookkeeping standards and practices generally accepted in Norway.

Oslo, 11 March 2021  
Deloitte AS

#### **Roger Furholm**

State Authorised Public Accountant (Norway)

*Note: This translation from Norwegian has been prepared for information purposes only.*

Penneo Dokumentnøkkel: V08WD-YTUHW-LP4JL-A4NV-4U66U-YCQHK



Deloitte AS  
Dronning Eufemias gate 14  
Postboks 221 Sentrum  
NO-0103 Oslo  
Norway

Tel: +47 23 27 90 00  
Fax: +47 23 27 90 01  
www.deloitte.no

To the Board of Directors of Eika Boligkreditt AS

#### INDEPENDENT AUDITOR'S ASSURANCE REPORT ON EIKA BOLIGKREDITT'S TCFD-REPORT FOR 2020

We have been engaged by Eika Boligkreditt to provide limited assurance in respect of the information presented in the TCFD Report Eika Boligkreditt AS ("the Report"), included in the Eika Boligkreditt – Annual Report 2020. Our responsibility is to provide a limited level of assurance on the subject matters concluded on below.

#### *Responsibilities of the Board of Directors*

The Board of Directors are responsible for the preparation and presentation of the Report prepared in accordance with the Recommendations of the Task Force on Climate-related Financial Disclosures – Final Report, and other reporting criteria described in the Report. They are also responsible for establishing such internal controls that they determine are necessary to ensure that the information is free from material misstatement, whether due to fraud or error.

#### *Auditor's responsibilities*

Our responsibility is to express a limited assurance conclusion on the information in the Report. We have conducted our work in accordance with ISAE 3000 (Revised) Assurance Engagements other than Audits or Reviews of Historical Financial Information, issued by the International Auditing and Assurance Standards Board.

Deloitte AS is subject to International Standard on Quality Control 1 and, accordingly, applies a comprehensive quality control system, including documented policies and procedures regarding compliance with ethical requirements, professional standards and applicable legal and regulatory requirements.

We have complied with the independence and other ethical requirements of the Code of Ethics for Professional Accountants issued by the International Ethics Standards Board for Accountants, which is founded on fundamental principles of integrity, objectivity, professional competence and due care, confidentiality and professional behaviour.

The procedures performed in a limited assurance engagement vary in nature and timing from, and are less in extent than for, a reasonable assurance engagement. Consequently, the level of assurance obtained is substantially lower than the assurance that would have been obtained had a reasonable assurance engagement been performed.

Considering the risk of material misstatement, our work included analytical procedures and a review on a sample basis of evidence supporting the information in the Report.

We believe that our work provides an appropriate basis for us to provide a conclusion with a limited level of assurance on the subject matters.

Deloitte refers to one or more of Deloitte Touche Tohmatsu Limited ("DTTL"), its global network of member firms, and their related entities (collectively, the "Deloitte organization"). DTTL (also referred to as "Deloitte Global") and each of its member firms and related entities are legally separate and independent entities, which cannot obligate or bind each other in respect of third parties. DTTL and each DTTL member firm and related entity is liable only for its own acts and omissions, and not those of each other. DTTL does not provide services to clients. Please see www.deloitte.no to learn more.

© Deloitte AS

Registrert i Foretaksregisteret  
Medlemmer av Den norske Revisorforening  
Organisasjonsnummer: 980 211 282



Page 2

#### *Conclusions*

Based on our work, nothing has come to our attention causing us not to believe that:

- The TCFD Report Eika Boligkreditt AS for 2020 is, in all material respect, prepared in accordance with TCFD's Recommendations of the Task Force on Climate-related Financial Disclosures – Final Report.
- The Report appropriately reflects the status for Eika Boligkreditt's work on climate and climate risk.

Oslo, 11 March 2021  
Deloitte AS

**Roger Furholm**  
State Authorised Public Accountant (Norway)

**Frank Dahl**  
Sustainability expert

Note: This translation from Norwegian has been prepared for information purposes only.



## Key figures

Amounts in NOK 1 000	31 Dec 2020	31 Dec 2019				
<b>Balance sheet development</b>						
Lending to customers	89 268 662	84 718 544				
Debt securities issued	106 127 106	94 300 106				
Subordinated loan capital	724 343	889 050				
Equity	5 851 125	5 776 510				
Equity in % of total assets	4.9	5.5				
Average total assets <sup>1</sup>	120 881 106	107 505 977				
Total assets	120 562 614	105 834 641				
<b>Rate of return/profitability</b>						
Fee and commission income in relation to average total assets, annualised (%)	0.5	0.5				
Staff and general administration expenses in relation to average total assets, annualised (%)	0.03	0.03				
Return on equity before tax, annualised (%) <sup>2</sup>	3.0	2.2				
Total assets per full-time position	6 345 401	5 345 184				
Cost/income ratio (%) <sup>3</sup>	41.4	43.7				
<b>Financial strength</b>						
Core tier 1 capital	5 098 859	5 074 063				
Tier 1 capital	5 673 091	5 647 975				
Total primary capital (tier 2 capital)	6 397 434	6 372 027				
Calculation basis capital adequacy ratio	37 221 959	34 073 656				
Core tier 1 capital ratio (%)	13.7	14.9				
Tier 1 capital ratio (%)	15.2	16.6				
Capital adequacy ratio % (tier 2 capital)	17.2	18.7				
Leverage ratio (%) <sup>4</sup>	4.6	5.2				
NSFR totalindicator i % <sup>5</sup>	100	99				
Defaults in % of gross loans	-	-				
Loss in % of gross loans	-	-				
<b>Staff</b>						
Number of full-time positions at end of period	19.0	19.8				
<b>Liquidity Coverage Ratio (LCR)<sup>6</sup></b>						
	31 Dec 2020			31 Dec 2019		
	Total	NOK	EUR	Total	NOK	EUR
Stock of HQLA	8 517 840	1 108 257	604 650	4 904 632	762 793	359 753
Net outgoing cash flows next 30 days	8 349 856	915 486	604 650	4 334 152	1 246 420	252 920
LCR indicator (%)	102%	121%	100%	113%	61%	142%

<sup>1</sup> Total assets are calculated as a quarterly average for the last period.

<sup>2</sup> Annualised profit before tax as a percentage of average equity on a quarterly basis (return on equity).

<sup>3</sup> Total operating expenses in % of net interest income after commissions costs.

<sup>4</sup> Leverage ratio is calculated in accordance with the CRR/CRD IV regulatory. The calculation of the leverage ratio is described in articles 416 and 417 of the regulations.

<sup>5</sup> NSFR totalindicator: Is calculated in accordance with the CRR/CRD IV regulatory and is based on the Basel Committee recommendations.

<sup>6</sup> Liquidity Coverage Ratio (LCR): High-quality liquid assets  
Net outgoing cash flows next 30 days

LCR indicators: Pursuant to the Financial Supervisory Authority's guidance for reporting LCR, the liquidity cover ratio is excluded when calculating the cover pool's overcollateralisation. At 31 December 2020, liquid assets totalling NOK 900 million in the form of bonds and certificates were excluded from the calculation of the cover pool's overcollateralisation.

**eika.** Boligkreditt

Tel: +47 22 87 81 00  
Parkveien 61  
PO Box 2349 Solli  
N-0201 Oslo

[www.eikbol.no](http://www.eikbol.no)